

**FLOOR PLAN
FIRE ALARM SYSTEM**
SCALE: 1/16" = 1'-0"
NORTH

NATIONAL ACCOUNT
CONTACT THE FOLLOWING COMPANIES FOR FIRE ALARM SYSTEM MONITORING:

F.E. MORAN INC. NATIONAL ACCOUNT TEAM ☎ (586) 228-5788	ADT SECURITY SERVICES INC. NATIONAL ACCOUNT TEAM ☎ (800) 948-9390
--	---

FOR ALL WALGREEN STORES LOCATED IN ALL OTHER STATES AND PUERTO RICO.

- FIRE ALARM SYSTEM NOTES**
- 1- PROVIDE A COMPLETE FIRE ALARM CONTROL/COMMUNICATOR PANEL PER NFPA 101 (LIFE SAFETY CODE), NFPA 72 (FIRE ALARM CODE).
 - 2- FIRE MARSHAL'S APPROVAL MUST BE OBTAINED FOR SYSTEM PROVIDED, DEVICE LOCATIONS, WIRING, ETC. PRIOR TO COMMENCING ANY WORK.
 - 3- ALL WORK SHALL COMPLY WITH ALL NATIONAL, STATE, AND LOCAL CODES, ORDINANCES, ETC. VERIFY LOCAL REQUIREMENTS WITH THE AUTHORITY HAVING JURISDICTION.
 - 4- THE FIRE ALARM SUPPLIER SHALL FURNISH AND INSTALL A COMPLETE FIRE ALARM SYSTEM AS DESCRIBED IN SECTION 16720 OF THE WALGREEN CRITERIA SPECIFICATIONS. THE SYSTEM SHALL BE MONITORED BY WALGREEN'S PREFERRED FIRE ALARM VENDORS. SEE NATIONAL ACCOUNT NOTE BELOW.
 - 5- EACH REQUIRED DUCT SMOKE DETECTOR SHALL BE FURNISHED AND INSTALLED BY MECHANICAL CONTRACTOR.
 - 6- PROVIDE REMOTE TEST SWITCHES. FIELD COORDINATE EXACT LOCATIONS.
 - 7- SEE KEYED NOTE #4 ON SHEET E0.1 REGARDING TAMPER SWITCH FOR BACK FLOW PREVENTER.
 - 8- FIRE ALARM SYSTEM WIRING SHALL BE IN DEDICATED CONDUIT SYSTEM THRU-OUT.
 - 9- EACH SMOKE DUCT DETECTOR SHALL BE 24V AND POWERED BY THE FIRE ALARM CONTROL PANEL.
 - 10- FLUSH MOUNTED KNOX BOX. MOUNT AT 60" A.F.F. COORDINATE HEIGHT WITH ARCHITECT. COORDINATE SIZE AND TYPE WITH LOCAL FIRE MARSHAL.
 - 11- UPON DETECTION OF SMOKE, DUCT SMOKE DETECTOR SHALL SHUTDOWN ALL RTU'S WITHIN COMMON AREA AND ANNUNCIATE RESPECTIVE REMOTE TEST STATION.
 - 12- AS DIRECTED BY CITY OF JACKSONVILLE FIRE MARSHAL, PROVIDE ONE (1) MANUAL PULL STATION AND HORN/STROBE IN AN UNOBSTRUCTED, ACCESSIBLE AND VISIBLE LOCATION AT FRONT DOOR. FOR SPRINKLER MONITORING SYSTEM.

FIRE ALARM LEGEND

FACP	FIRE ALARM CONTROL PANEL
TS	TAMPER SWITCH
FS	FLOW SWITCH
(S)	HVAC DUCT SMOKE DETECTOR: (S) = SUPPLY (R) = RETURN
(L)	MANUAL PULL STATION (DUAL-ACTION) AT 46" A.F.F. TO CENTER
(D)	SMOKE DETECTOR
(F)	HORN/STROBE UNIT (ADA) AT 80" A.F.F. TO BOTTOM.
(T)	REMOTE TEST SWITCH
(X)	STROBE ONLY (ADA) AT 80" A.F.F. TO BOTTOM.
(R)	RELAY

NOTE:
NOT ALL DEVICES SHOWN IN LEGEND MAY BE REQUIRED FOR THIS PROJECT

PROJECT TYPE

DRAWINGS/SPECIFICATIONS BY:

- WALGREEN'S CONSULTANT
- LANDLORD'S CONSULTANT

CONSTRUCTION WORK BY: (UNLESS NOTED OTHERWISE)

- WALGREEN'S CONTRACTOR
- LANDLORD'S CONTRACTOR (TURNKEY CONSTRUCTION)

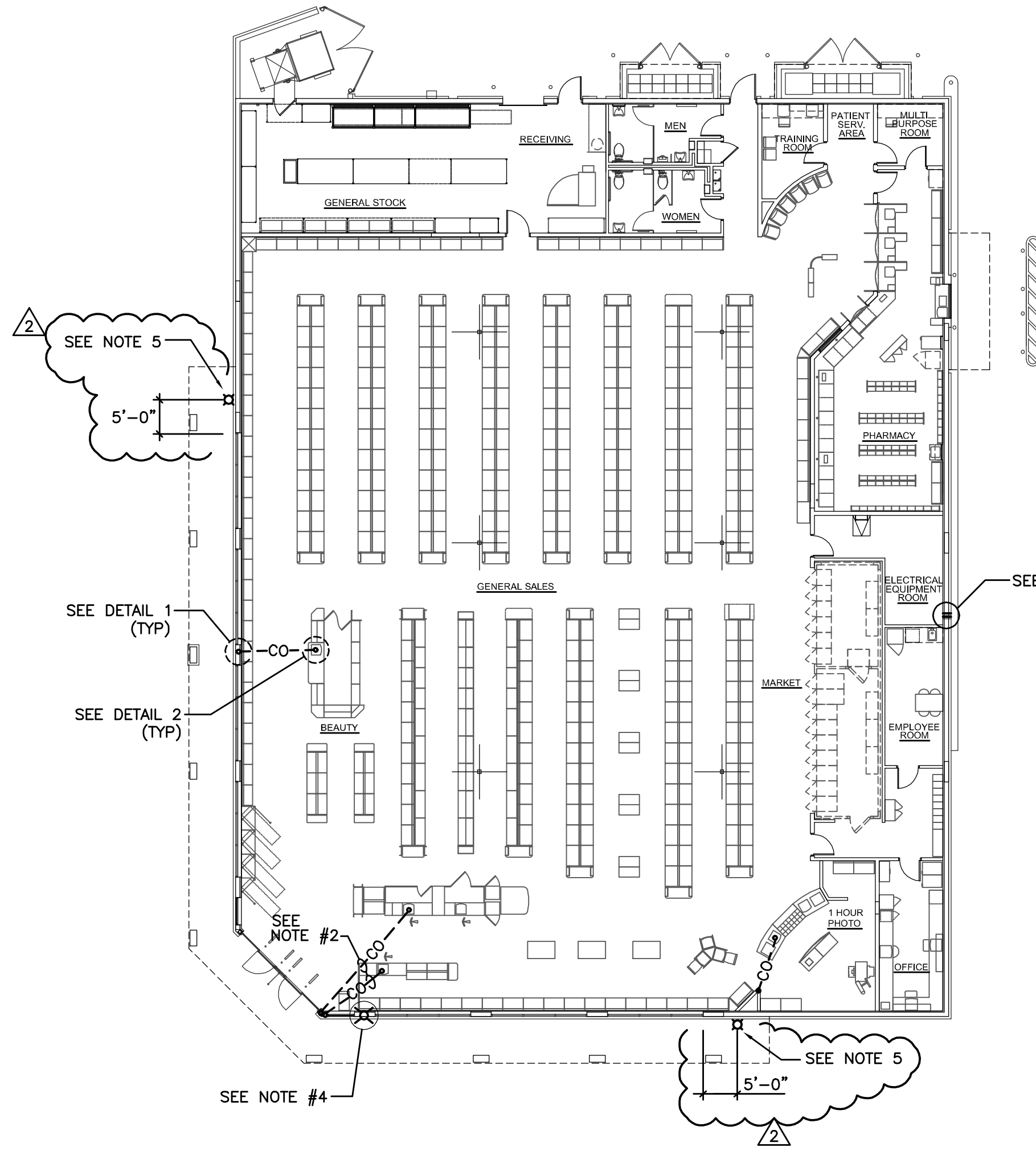
STORE	BUILDING
NEW.....	NEW.....
REMODELING...	EXISTING.....
RELOCATION...	NEW SHELL ONLY
OTHER.....	

CHEHAYEB & ASSOCIATES, INC.
CONSULTING ENGINEERS

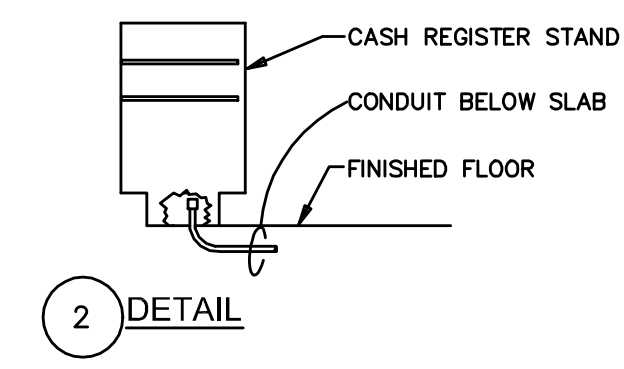
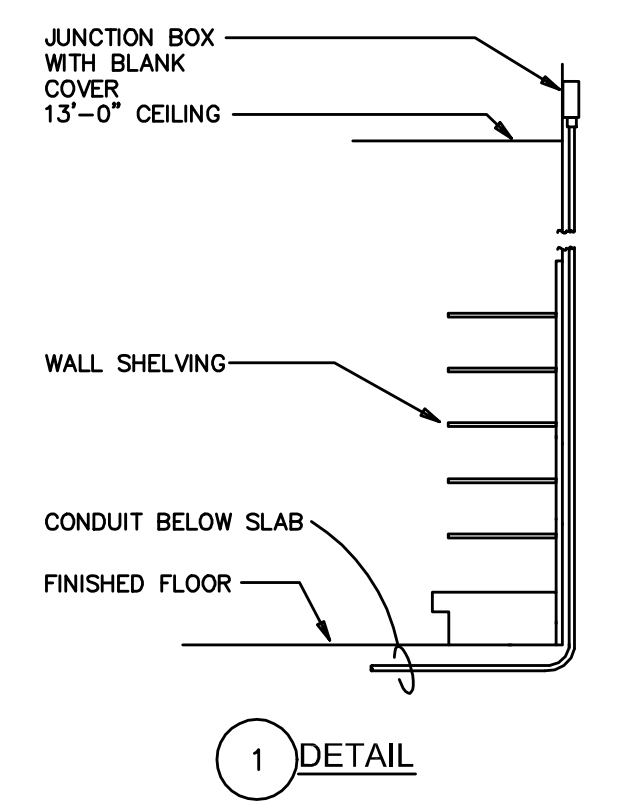
3702 AZEELE ST.
TAMPA, FL 33609

(813) 876-1415
(fax) 876-0913

LIC. #49521 SOUHEIL CHEHAYEB CERT. #7340
09-97



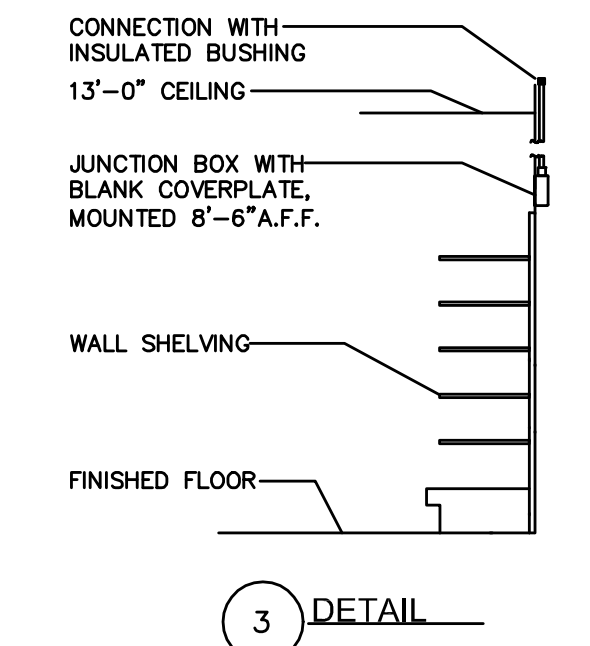
**FLOOR PLAN
SPARE CONDUIT**
SCALE: 1/16" = 1'-0"
NORTH



- SPARE CONDUIT NOTES**
1. ALL WORK SHOWN SHALL COMPLY WITH ALL NATIONAL, STATE AND LOCAL CODES, ORDINANCES, ETC.
 - ONE(1) 1" COMMUNICATIONS CONDUIT WITH #12 PULL STRING, BY LANDLORD'S CONTRACTOR.
 - ELECTRICAL CONTRACTOR TO FURNISH SLEEVE ASSEMBLY SHOWN ON DETAIL 28/A4.1. MASONRY CONTRACTOR TO INSTALL AND COORDINATE WITH ELECTRICAL CONTRACTOR.
 - ONE(1) SPARE 1" SPARE CONDUIT WITH #12 PULL STRING, BY LANDLORD'S CONTRACTOR. REFER TO DETAIL 3. (FUTURE INDYME TRANSMITTER).
 - ELECTRICAL CONTRACTOR TO FURNISH AND INSTALL ONE (1) WEATHERPROOF JUNCTION BOX (RECESS MOUNT) 3'-6" A.F.F. WITH BLANK COVER PLATE AND 1" CONDUIT STUB ABOVE GENERAL SALES AREA CEILING FOR FUTURE "RED BOX" KIOSK.

LEGEND

— CO —	CONDUIT ONLY, BELOW FLOOR.
⊕	JUNCTION BOX



NO.	DATE	DESCRIPTION
1	01.08.10	REVISED PER COJ PLAN REVIEW COMMENTS
2	02.05.10	REVISED PER WGS FIRST REVIEW COMMENTS

CERTIFICATION AND SEAL

I HEREBY CERTIFY THAT THIS PLAN AND SPECIFICATION WERE PREPARED BY ME OR UNDER MY DIRECT SUPERVISION AND THAT I AM A DULY REGISTERED ARCHITECT OR ENGINEER UNDER THE LAWS OF THE STATE OF FLORIDA AS SIGNIFIED BY MY HAND AND SEAL.

PROJECT NAME
STORE #13450
SWC OF FOURAKER & NORMANDY
JACKSONVILLE, FLORIDA

DRAWING TITLE
FLOOR PLAN - FIRE ALARM SYSTEM & SPARE CONDUITS

DATE: 11.30.09	WALGREENS STORE NO. 13450	DRAWING NO.
DRAWN BY: P.M.	SCALE: AS SHOWN	E1.6
REVIEWED BY: S.C.	RELEASED TO CONSTRUCTION	FWH PROJECT NO. 0913