

**PROJECT TYPE**

- DRAWINGS/SPECIFICATIONS BY:  
 WALGREENS' CONSULTANT  
 LANDLORD'S CONSULTANT
- CONSTRUCTION WORK BY: (UNLESS NOTED OTHERWISE)  
 WALGREENS' CONTRACTOR  
 LANDLORD'S CONTRACTOR (TURKEY CONSTRUCTION)

STORE	BUILDING
NEW.....	NEW.....
REMODELING... <input type="checkbox"/>	EXISTING..... <input type="checkbox"/>
RELOCATION... <input type="checkbox"/>	NEW SHELL ONLY <input type="checkbox"/>
OTHER.....	

**SIDEWALK PLAN GENERAL NOTES:**

**CONCRETE:**  
PAD SHALL BE A MINIMUM OF 3,000 P.S.I. AIR ENTRAINED CONCRETE 6" THICK WITH #4 BARS X 12" O.C. EACH WAY. SURFACE TO RECEIVE BROOM FINISH, AND SHALL BE FLAT EXCEPT FOR WASH (1.66 PERCENT MAXIMUM).

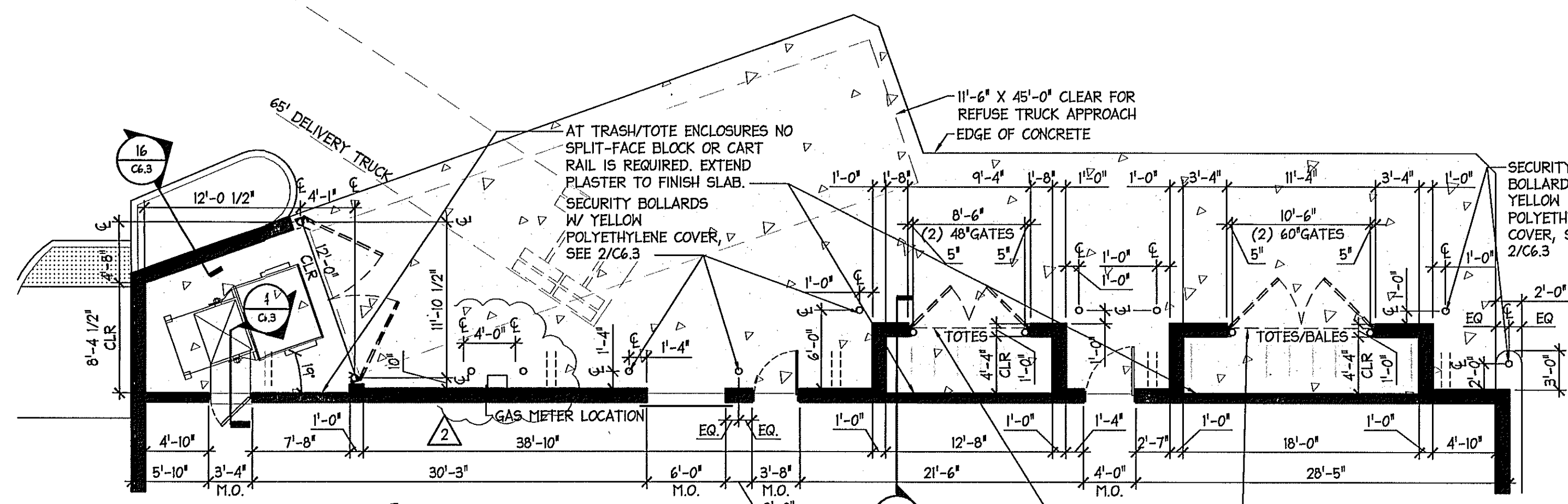
**CONTRACTOR:**  
ARCHITECT SHALL SEND CONTRACTOR INSTALLER ENCLOSURE LAYOUT DRAWINGS FOR REVIEW TO COORDINATE CLEARANCES.  
CONTRACTOR IS INSTALLED BY WALGREENS COMPACTOR EQUIPMENT INSTALLER.  
CONTRACTOR TO COORDINATE WITH WALGREENS COMPACTOR MANUFACTURER.  
Sara Cox, J.V. MANUFACTURING, INC., P.O. BOX 224, SPRINGDALE, AR 72765, (800)678-7320x2767.

**ELECTRICAL POWER:**  
ELECTRICAL CONTRACTOR TO PROVIDE POWER FOR 5 HP., 3 PHASE, 60HZ MOTOR 4-0" A.F.F. AND 30A. WEATHER PROOF LOCKABLE DISCONNECT SWITCH LOCATED ON EXTERIOR WALL WITHIN 4'-0" OF CONTRACTOR. FINAL CONNECTION AND CONTROL WIRING BY CONTRACTOR INSTALLER.

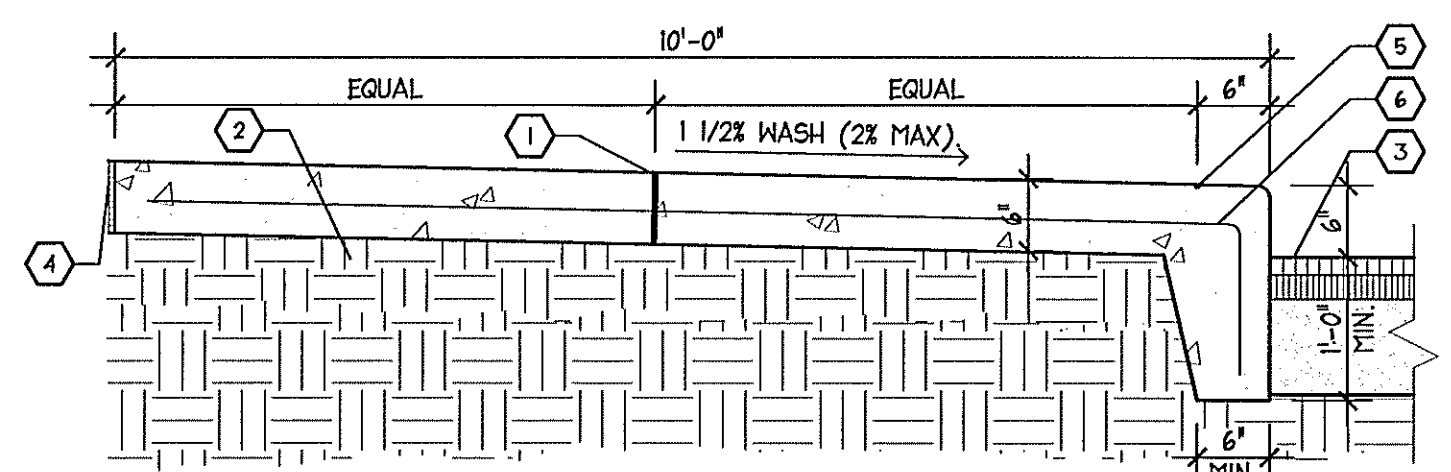
**SECURITY DOOR AND FRAME:**  
60 MIN FIRE RATING DOOR AND FRAME TO BE PROVIDED AND INSTALLED BY GENERAL CONTRACTOR. PROVIDE 40" X 40" MASONRY OPENING WITH SILL 56" MINIMUM A.F.F. AND 52" MINIMUM ABOVE GRADE OUTSIDE DIMENSION, (BOTH MINIMUMS MUST BE MET).

**WOOD FENCE ENCLOSURE AND GATES:**  
CEDAR WOOD SHADOW BOX FENCE WITH CLEAR PROTECTIVE FINISH. CEDAR WOOD GATES TO BE STEEL FRAMED WITH 6" STEEL HINGE POSTS AND 2.375" O.D. Ø NOMINAL GALVANIZED LINE POSTS. INDUSTRIAL GRADE CANE DROP BOLTS (FOR HOLD OPEN AND SECURE CLOSE POSITIONS) WITH PADLOCK HASP AND GALVANIZED, SURFACED-MOUNTED BOLT ON HINGES (SIM. TO PART #15607) BY MASTER HALCO, INC. (800) 224-5615) OR EQUAL. A 12" H X 18" H SIGN LABELED "AUTHORIZED PERSONNEL ONLY - NO TRESPASSING", SHALL BE PLACED ON EXTERIOR SIDE OF ENCLOSURE, BY WALGREENS CONTRACTOR. MOUNT SIGN PLUM AND AT 5'-0" ABOVE CONCRETE PAD TO BOTTOM OF SIGN WITH CORROSION AND TAMPER RESISTANT FASTENERS.

**ENCLOSURES:**  
ENCLOSURE INSIDE DIMENSIONS ARE TO MEET OR EXCEED ALL MINIMUM CLEARANCES PRESCRIBED IN THESE DETAILS. MASONRY MUST BE CONTAINED IN ENCLOSURE AREA AS DEFINED BY HATCHED AREA FOR TOTE, BALE, AND TRASH ENCLOSURE, SEE SHEET C6.3.



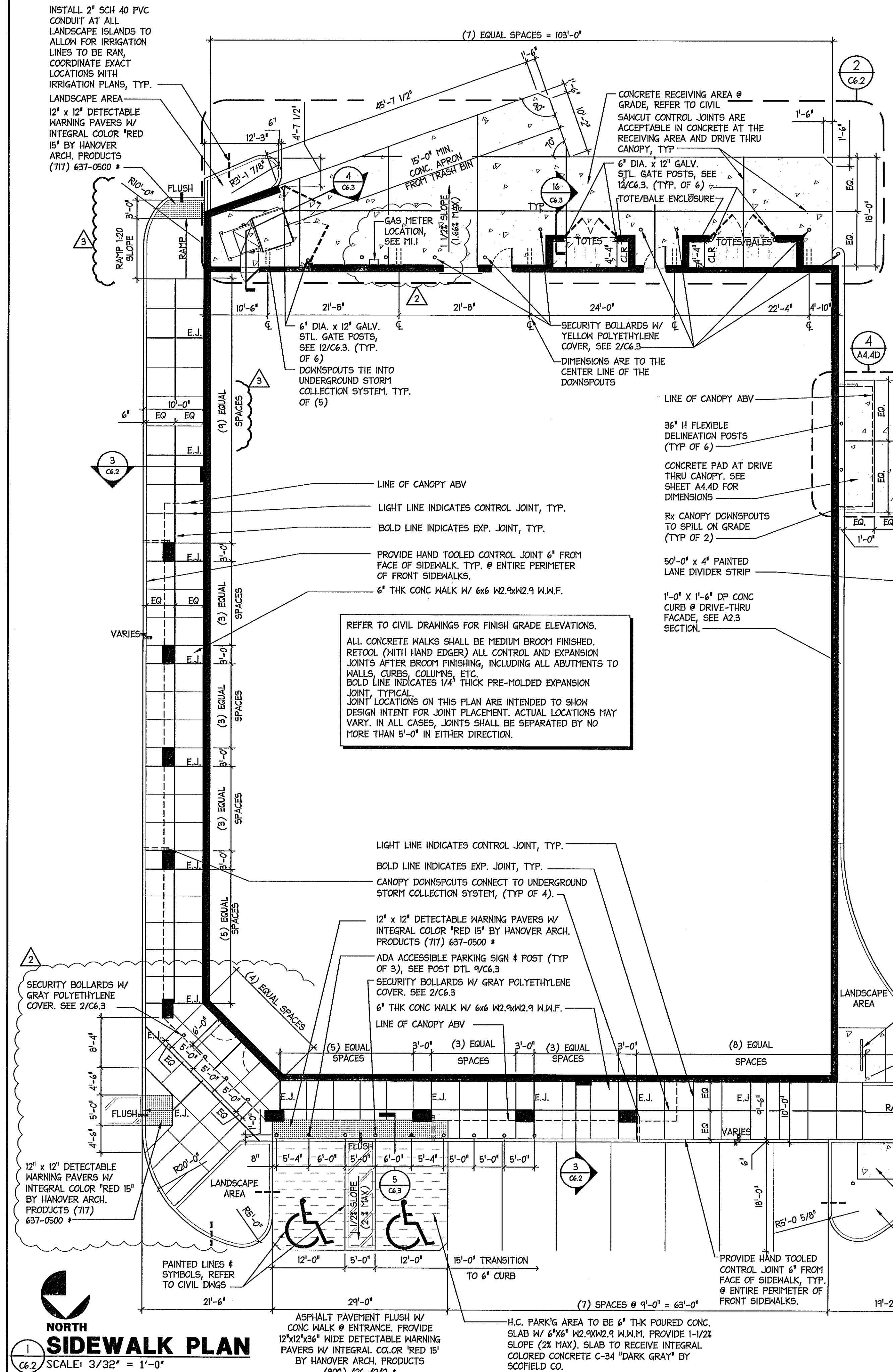
**NORTH RECEIVING AREA PLAN**  
SCALE: 1/8" = 1'-0"



**TYPICAL PERIMETER SIDEWALK**  
SCALE: 3/4" = 1'-0"

**CRITERIA SLOPE PERCENTAGE REQUIREMENTS:**  
PER CRITERIA ALL SIDEWALKS ALONG THE FRONT ENTRY ARE TO RECEIVE A MIN SLOPE OF 1.5% (2% MAX) IN ANY DIRECTION. GRADES SHALL NOT EXCEED 5% (1:20) NOR BE LESS THAN 1.5% (2% MAX) IN ADA PARKING SPACES AND 1.66% MAX CROSS SLOPE IN RECEIVING AREA. THIS SHALL APPLY TO ALL OFF-PROPERTY CROSS EASEMENTS AND DRIVE APRON TRANSITIONS WITHIN ADJACENT ROADWAYS. CRITERIA FURTHER CLARIFIES A RAMP AS ANY SLOPE GREATER THAN 1:20 (5%) AND SHALL HAVE A MAXIMUM SLOPE OF 1:12 (8.33%). THE MAXIMUM SLOPE IS 1' OF RISE PER FOOT OF DISTANCE TRAVELED.

**\*ACCEPTABLE PAVEMENT MANUFACTURERS:**  
- HANOVER ARCHITECTURAL PRODUCTS - DETECTABLE WARNING PAVERS  
[www.hanoverpavers.com/html/detectable.html](http://www.hanoverpavers.com/html/detectable.html)  
- TEKWAY TTI - DETECTABLE WARNING SYSTEM  
[www.stronggs.com](http://www.stronggs.com)  
- NUMAY, DETECTABLE WARNING PAVERS  
[www.numayinc.com](http://www.numayinc.com)



**NORTH SIDEWALK PLAN**  
SCALE: 3/32" = 1'-0"

ASPHALT PAVEMENT FLUSH W/ CONC WALK @ ENTRANCE. PROVIDE 12"x12"x3/8" WIDE DETECTABLE WARNING PAVERS W/ INTEGRAL COLOR "RED 15" BY HANOVER ARCH. PRODUCTS (717) 637-0500 #

H.C. PARK'G AREA TO BE 6" THK POURED CONC. SLAB W/ 6"x6" W2.9xW2.9 W.M.M. PROVIDE 1-1/2% SLOPE (2% MAX). SLAB TO RECEIVE INTEGRAL COLORED CONCRETE C-34 "DARK GRAY" BY SCOFIELD CO.

NO.	DATE	DESCRIPTION
1	02.05.10	REVISED PER WGS 1ST REVIEW COMMENTS
2	04.05.10	REVISED PER WGS 2ND REVIEW COMMENTS

I HEREBY CERTIFY THAT THIS PLAN AND SPECIFICATION WAS PREPARED BY ME OR UNDER MY DIRECT SUPERVISION AND THAT I AM A DULY REGISTERED ARCHITECT OR ENGINEER UNDER THE LAWS OF THE STATE OF FLORIDA AS SIGNIFIED BY MY HAND AND SEAL.

GUY F. FABER  
FL LICENSE NO. AR0015523

PROJECT NAME  
**STORE #13450 (SWG) OF FOURAKER & NORMANDY JACKSONVILLE, FLORIDA**

DRAWING TITLE  
**SIDEWALK PLAN AND DETAILS**

DATE: 11.30.09	WALGREENS STORE NO. 13450	DRAWING NO. C6.2
DRAWN BY: AB	SCALE: AS NOTED	FWH PROJECT NO. 0919
REVIEWED BY: SK	RELEASED TO CONSTRUCTION 04.05.10	