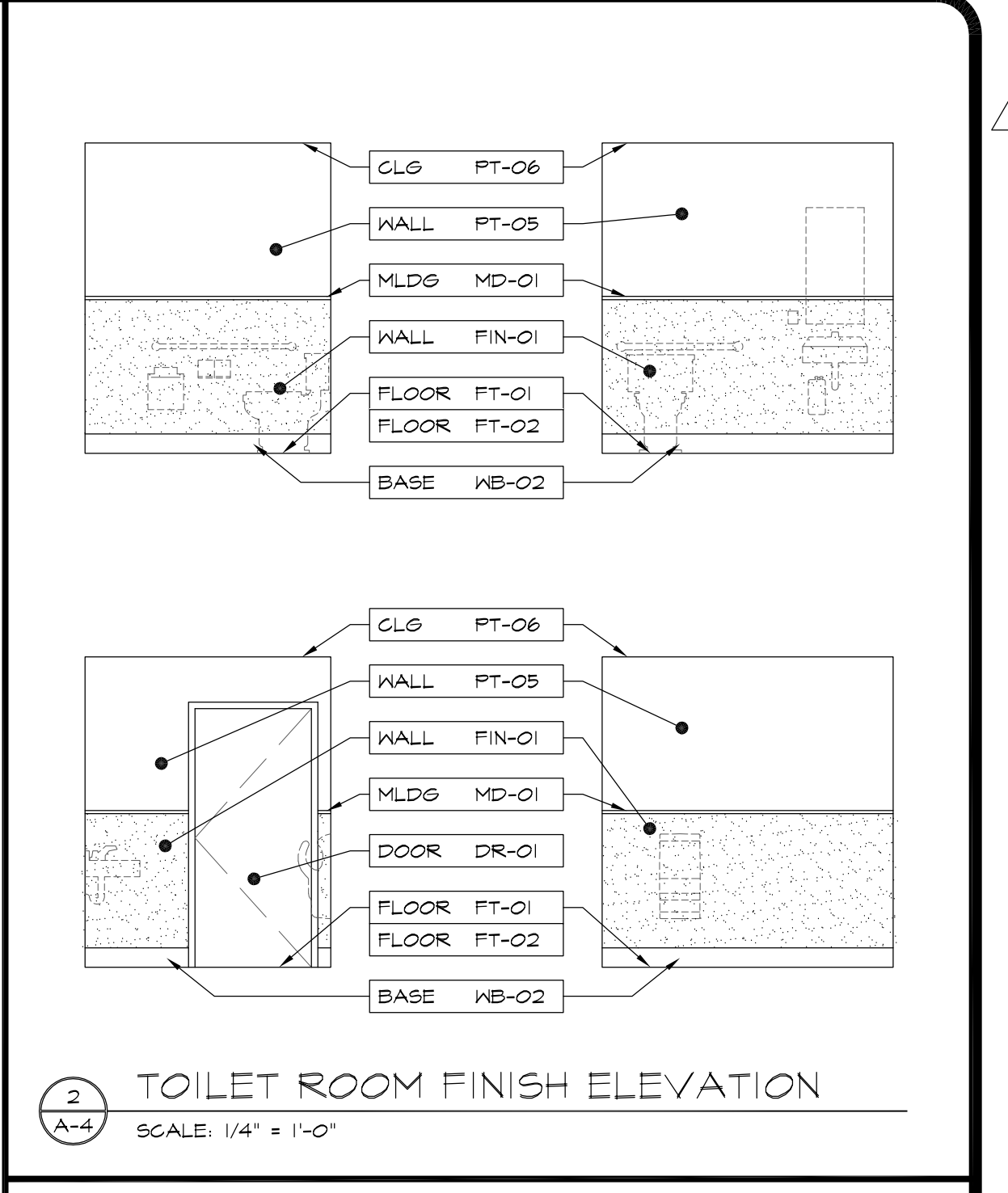


1 FINISH PLAN  
SCALE: 1/8" = 1'-0"

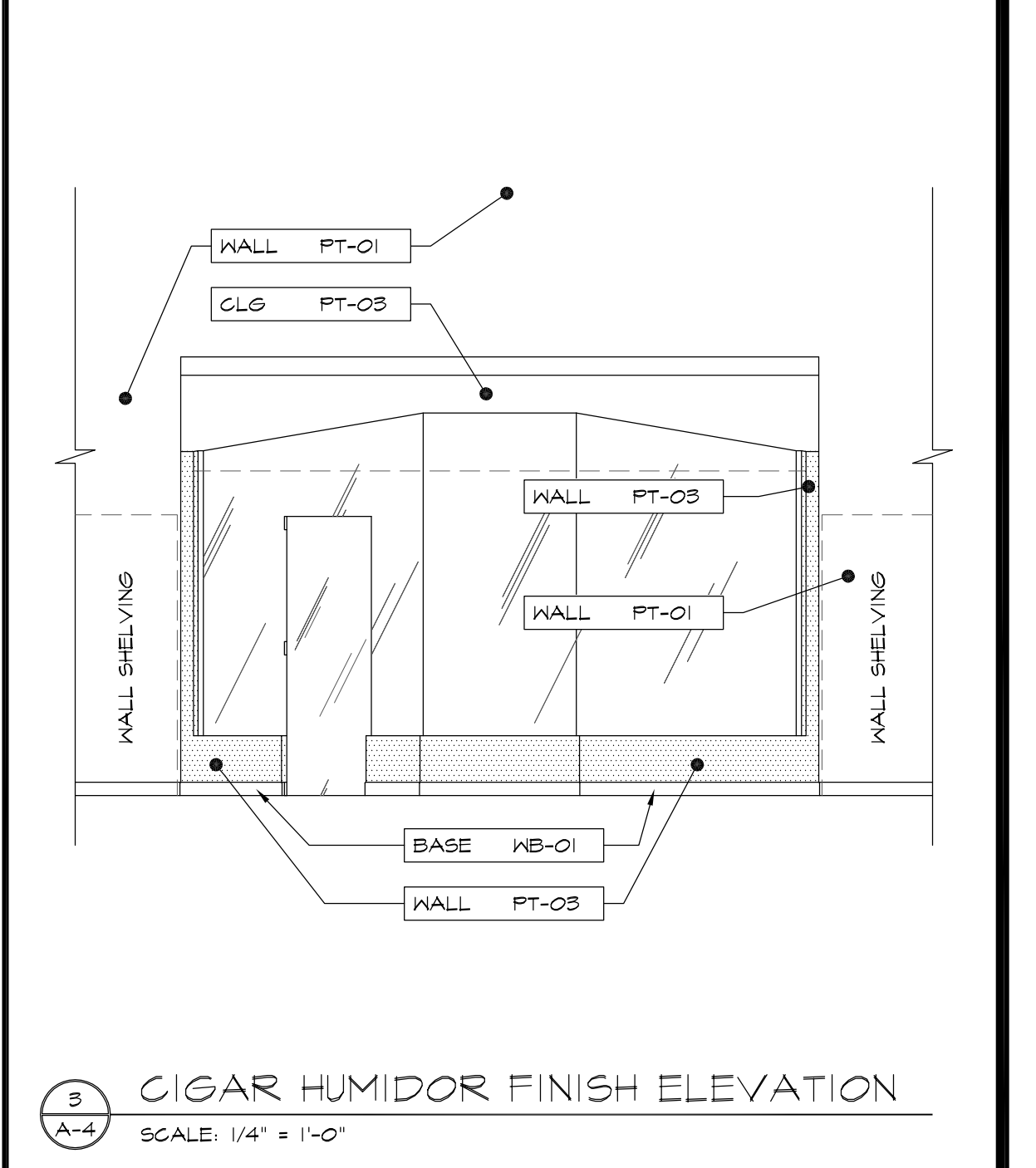
### MATERIAL FINISH SCHEDULE

FINISH TYPE	TAG	PRODUCT NUMBER	COLOR NAME	TYPE	MANUF
WALL PAINT	PT-01	SW 6713	VERDANT	SATIN	SHERWIN WILLIAMS
	PT-02	SW 6363	GINGERY	SATIN	SHERWIN WILLIAMS
	PT-03	SW 6365	FIRED BRICK	SATIN	SHERWIN WILLIAMS
	PT-04	SW 6484	REALLY TEAL	SATIN	SHERWIN WILLIAMS
	PT-05	SW 6364	TASSEL	SATIN	SHERWIN WILLIAMS
	PT-06	SW 6140	MODERATE WHITE	SATIN	SHERWIN WILLIAMS
	PT-07	SW	EGGPLANT	SATIN	SHERWIN WILLIAMS
DOOR FINISH	DR-01	SW 6363	GINGERY	SEMI-GLOSS	SHERWIN WILLIAMS
	DR-02	WINE VAULT ENTRANCE	WALNUT BROWN	WOOD VENEER	ABC
FLOOR PAINT	FP-01	SILICONE ACRYL. CONC. SEALER	CONCRETE STAIN	GRAY IN APPEARANCE	FLOOR PAINTS, INC.
	FT-01	18" x 18" PORCELAIN	ABC TERRACOTTA	ABRASIVE (NON SLIP)	MOHANK
	FT-02	18" x 18" PORCELAIN	ABC SAND	ABRASIVE (NON SLIP)	MOHANK
	FT-03	12662 MERBAU	ETERNAL WOOD	(NON SLIP)	FORBO
FLOOR TILE	FT-04		BLACK	SAFETY ZONE - VGT	ARMSTRONG
	LM-01	13048-60	TUSCAN RED	FIRE RATED LAMINATE	WILSONART
	LM-02	WF151	CROSSWALK	SUEDE	PIONITE
	LM-03	3412	REMBRANDT PALETTE	MARMOLEUM VIVACE	FORBO
	LM-04	4672-60 HIGH-WARE LAMINATE	CURRY TIGRIS	MATTE	WILSONART LAMINATE
WALL BASE	WB-01	4" HIGH - TYPE TV STYLE B	COCOA @ 24	SUEDE (VINYL)	ARMSTRONG
	WB-02	6" HIGH - TYPE TV STYLE B	COCOA @ 24	SUEDE (VINYL)	ARMSTRONG
	WB-03	SW	BLACK	FLAT	SHERWIN WILLIAMS
MISCELLANEOUS FINISHES	FIN-01	FRP WALL PANEL	BEIGE		
	FIN-02	FACED BRICK	OLD CHICAGO	AGED IN APPEARANCE	
	MD-01	1" VINYL MOLDING	COCOA	MATTE	
	MAT-01	3902 (3'-0" x 5'-0" MAT)	RUST	FLOOR MAT	WHEELER

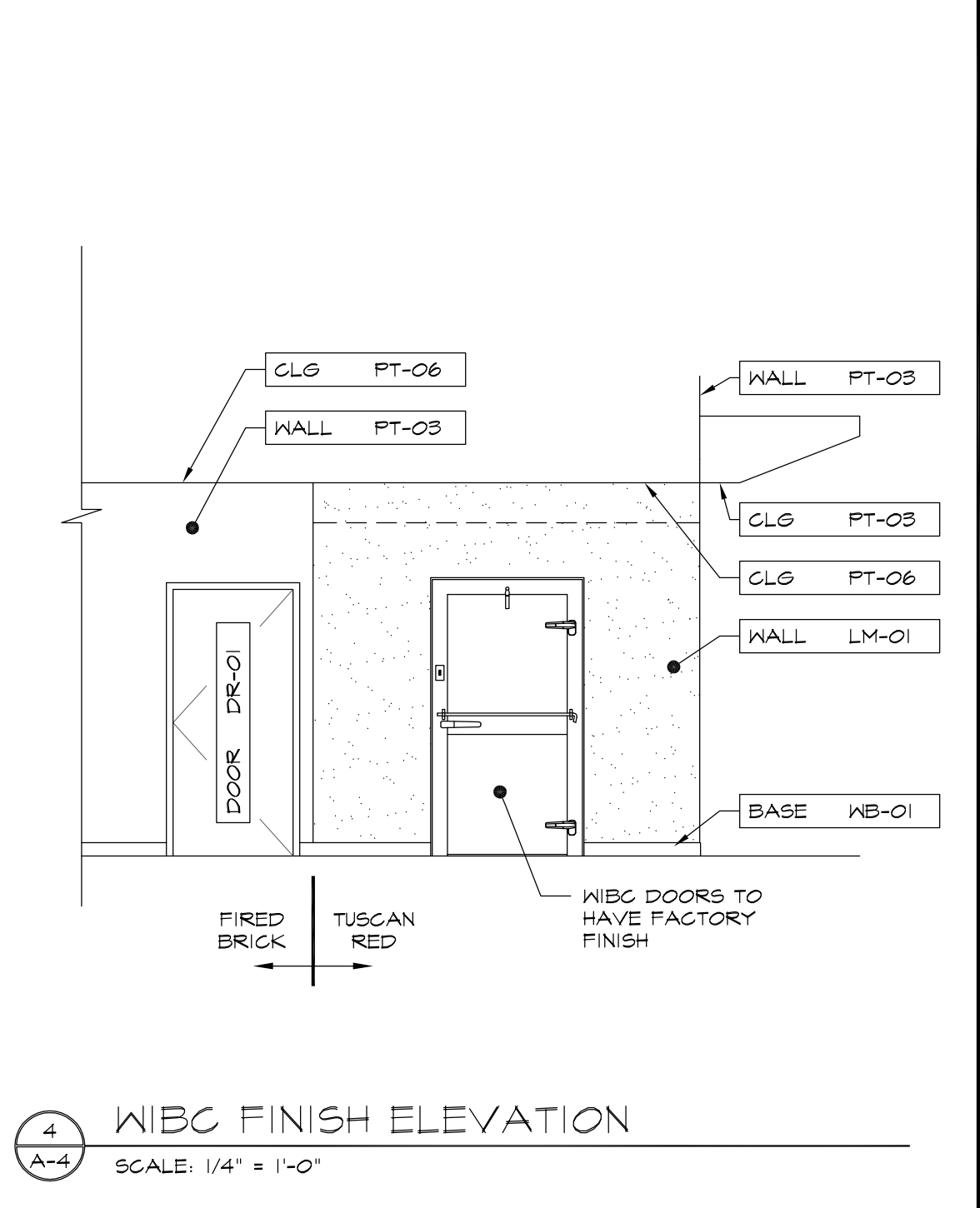
- ### FINISH NOTES:
- WHERE CHANGES IN LEVEL EXCEEDS 1/4" BUT NO MORE THAN 1/2", EDGE SHALL BE BEVELED WITH A SLOPE NO GREATER THAN 1:2. ENTRANCE AND EXIT LOCATIONS SHALL HAVE THE SAME FINISHED ELEVATION WITH NO MORE THAN 1/2" DIFFERENCE ON EITHER SIDE.
  - ALL INT. FINISHES AT EXIT & EXIT ACCESS AREAS SHALL BE OF CLASS "B" & HAVE A FLAME-SPREAD RATING 26-75 & SMOKE DEVELOPED RATING 0-454.
  - ALL OTHER SPACES SHALL BE OF CLASS "C" & HAVE FLAME-SPREAD RATING OF 76-200 & SMOKE DEVELOPED RATING 0-450.
  - ALL JOINERY TO BE TIGHT MITERED.
  - SCREWS MUST BE USED TO ATTACH ALL DRYWALL, REGARDLESS OF WOOD OR METAL FRAMING.



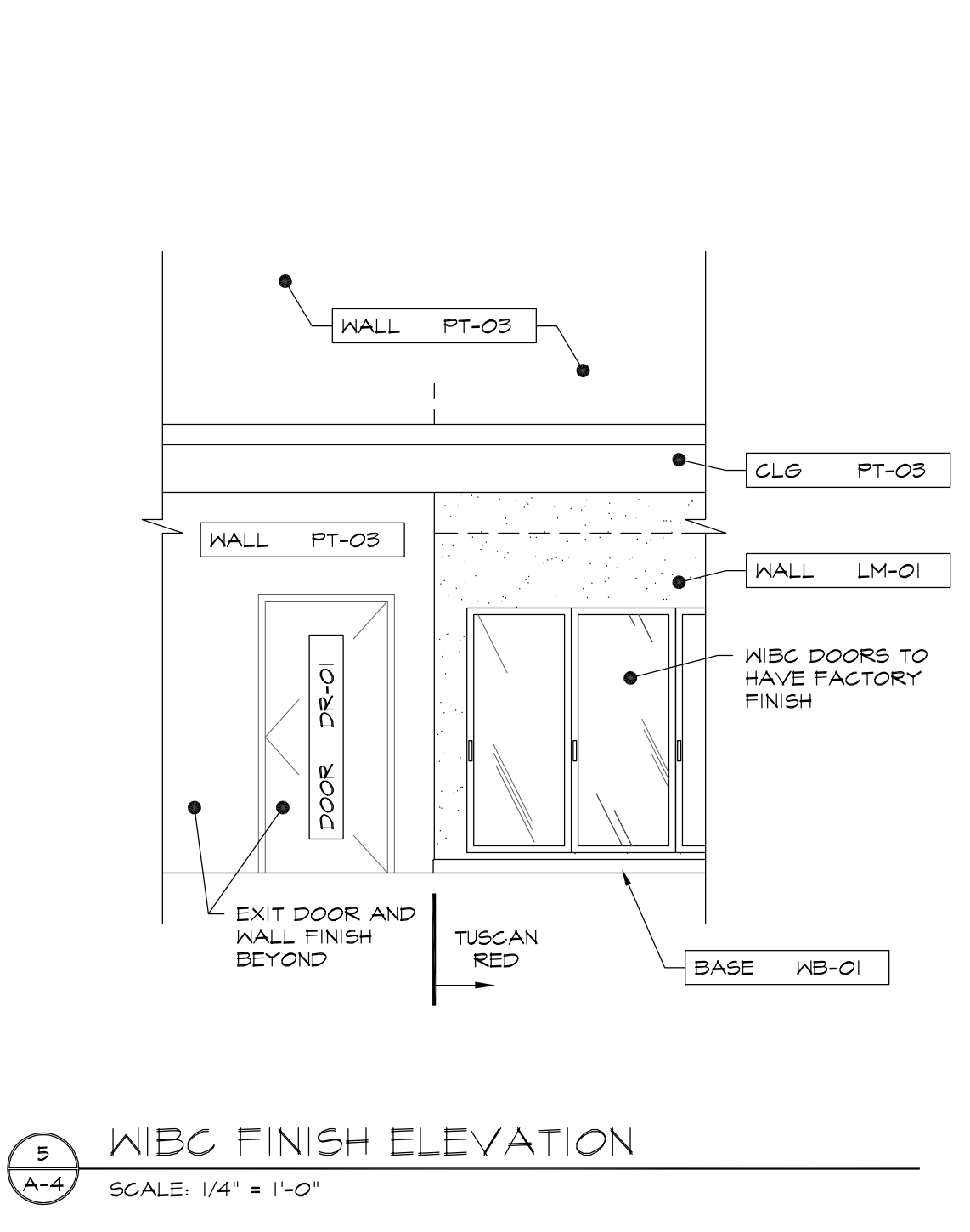
2 TOILET ROOM FINISH ELEVATION  
SCALE: 1/4" = 1'-0"



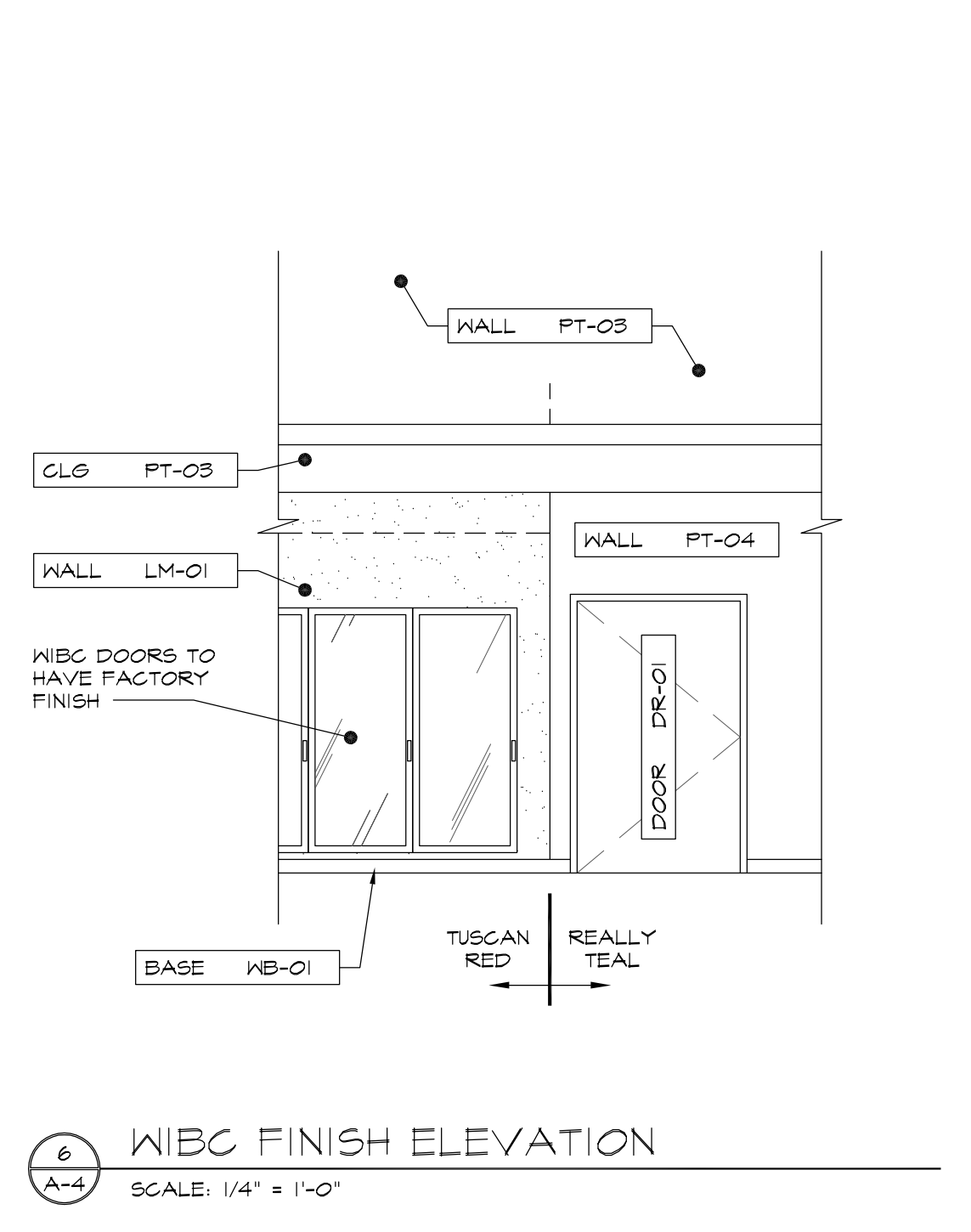
3 CIGAR HUMIDOR FINISH ELEVATION  
SCALE: 1/4" = 1'-0"



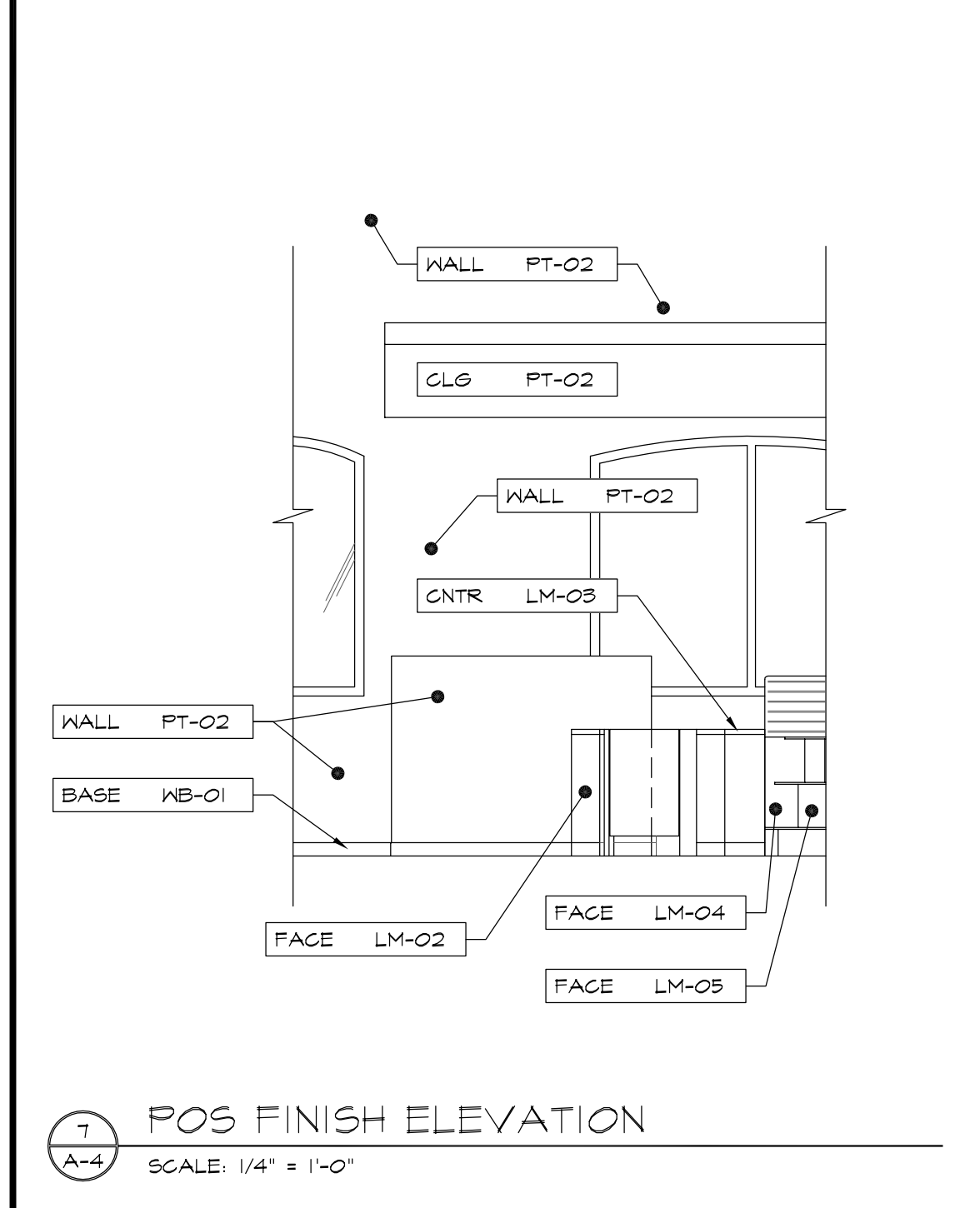
4 W.B.C. FINISH ELEVATION  
SCALE: 1/4" = 1'-0"



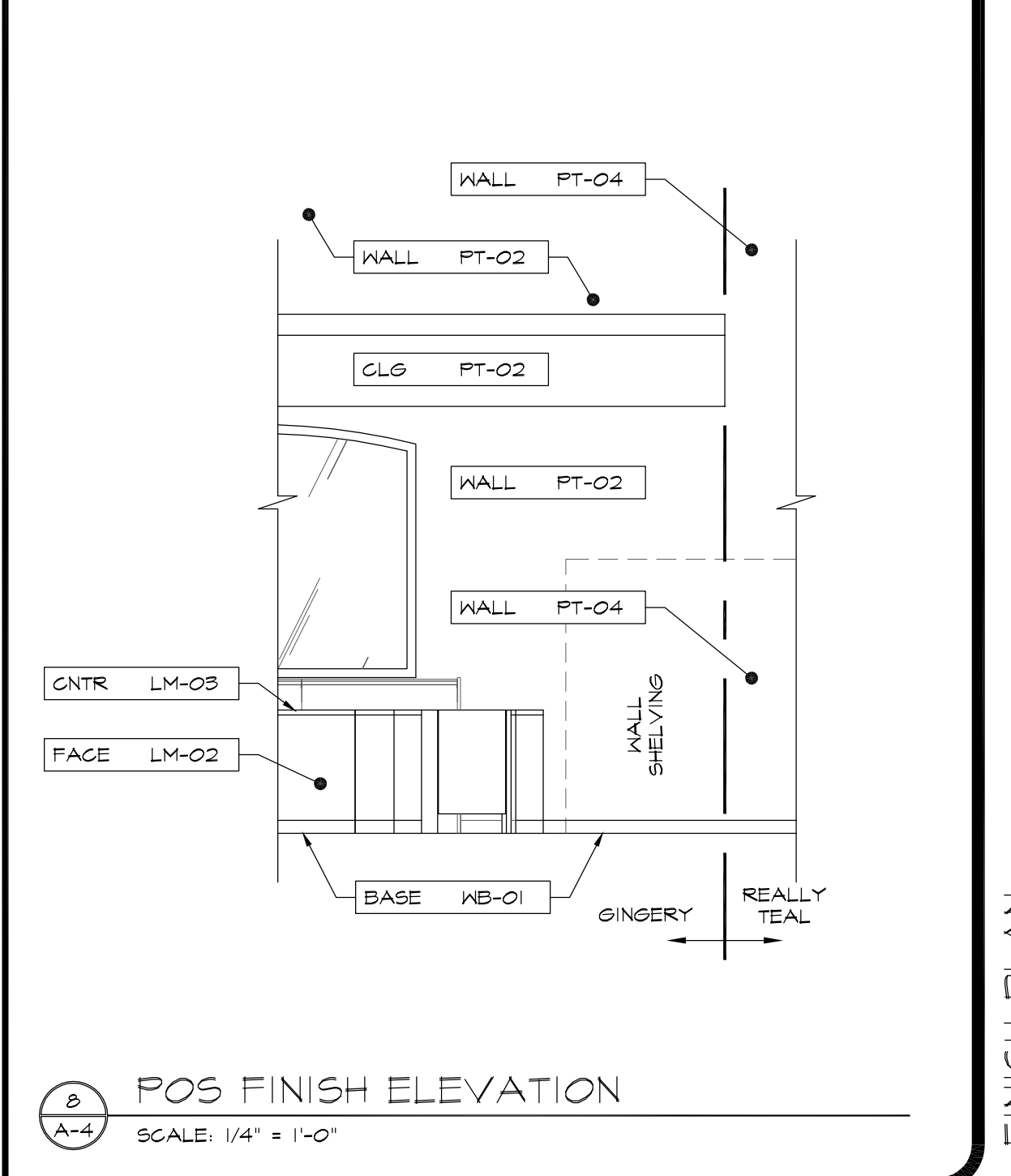
5 W.B.C. FINISH ELEVATION  
SCALE: 1/4" = 1'-0"



6 W.B.C. FINISH ELEVATION  
SCALE: 1/4" = 1'-0"



7 POS FINISH ELEVATION  
SCALE: 1/4" = 1'-0"



8 POS FINISH ELEVATION  
SCALE: 1/4" = 1'-0"

### REVISIONS BY

OWNER REVISION	MCM
1-30-10	

**ARTERBURY ARCHITECTS, INC.**  
AA 26000718  
1009 MAITLAND CENTER COMMONS BLVD  
SUITE 216 MAITLAND, FL 32751  
TEL: (407) 774-2233  
FAX: (407) 774-7377

**ABC LIQUORS, INC.**  
8989 S. ORANGE AVE. - ORLANDO, FLA. 32809  
**ABC STORE NO. 43**  
VERO BEACH CENTURY TOWN CENTER

FINISH PLAN  
DRAWN: M. MAISCO  
CHECKED: S. RIVERA  
DATE: 5-15-04  
SCALE: AS NOTED  
JOB No: 43  
SHEET  
A-4