

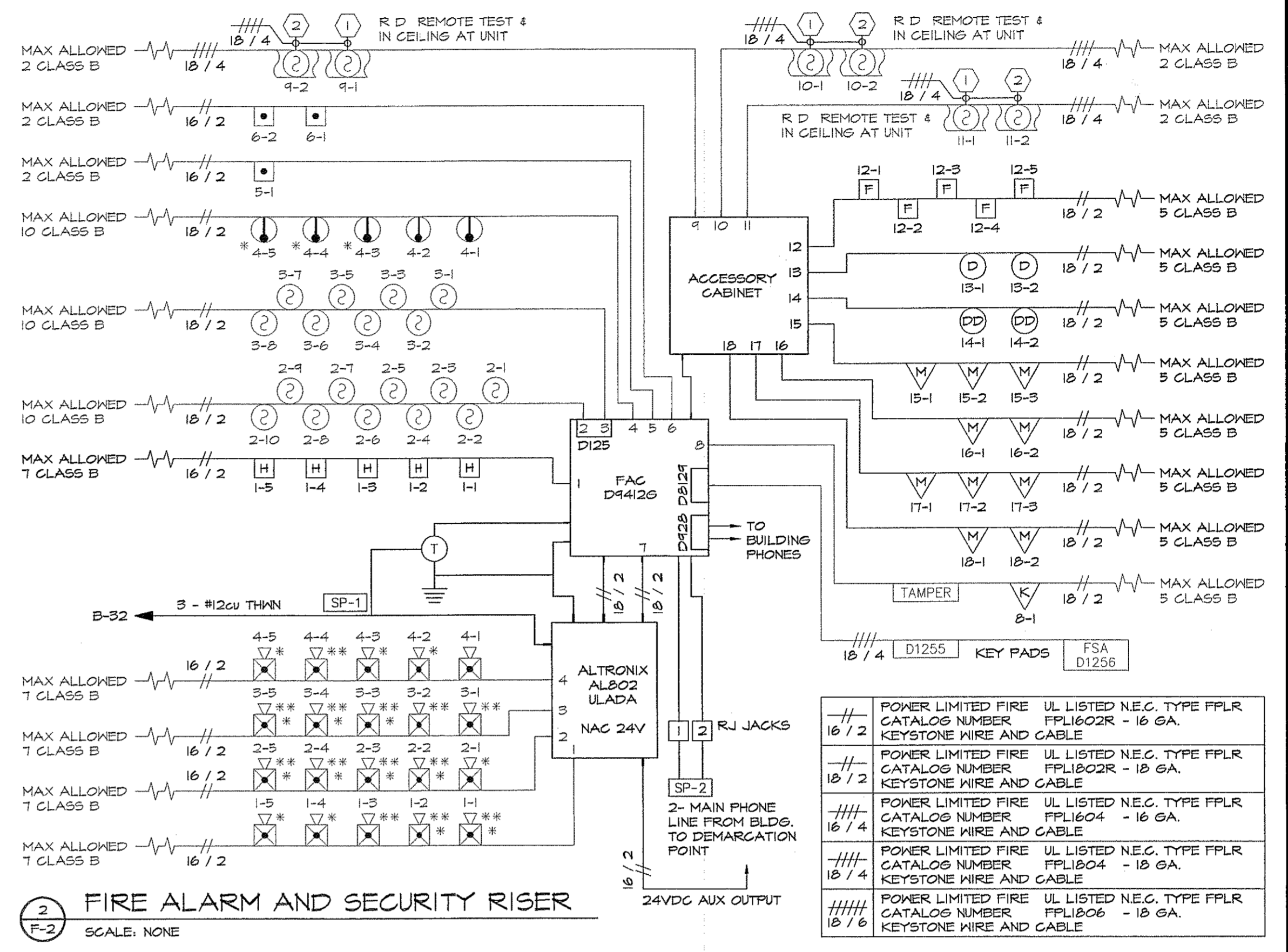
1 SECURITY ALARM PLAN
SCALE: 1/8" = 1'-0"

SYMBOL	QTY	DESCRIPTION	LOCATION	MANUFACTURER	REMARKS
[FAC]	1	D94126V2 FIRE ALARM COMMUNICATOR	WALL MOUNT IN ELECTRICAL ROOM	BOSCH	1/4" D928 DUAL PHONE SWITCHER @ 100mA
[F]	5	5600 GLASSBREAK	CEILING SURFACE	SENTROL	
[H]	5	A261 HOLD UP BUTTON	UNDER COUNTER MOUNTED TO VERTICAL SURFACE	ADEMCO	D8121 OCTO RELAY @ 150mA
[D]	2	1085T DOOR MAGNETS	RECESSED	SENTROL	D-122 DUAL BATTERY & WIRE HARNESS
[D]	2	1085T DOOR SWITCH ON DELAY	RECESSED	SENTROL	
[M]	10	D1003T MOTION DETECTOR	WALL SURFACE ANGLE AS REQUIRED	NAPCO	D8004 TRANSFORMER KIT
[S]	1	SIREN - MPI-B	RECESSED IN HIP	MOOSE	D-1640 16.5 VAC 40 VA TRANSFORMER
[D1255]	1	KEYPAD - D1255A	SURFACE MOUNT	RADIONICS	BOSCH D-1255, D-8004, D-161, D-162 (2), ECT. D-8103 UNIVERSAL ENCLOSURE
[C-4-8]	5	CCD COLOR CAMERA TDI-14920-0000 4-8 (V) GE LENSE RAINBOW		SONY OR APPROVED EQUAL	
[C-6-12]	11	CCD COLOR CAMERA TDI-14920-0000 6-12 (V) GE LENSE RAINBOW		SONY OR APPROVED EQUAL	
[CT]	1	TVM1001 15" COLOR MONITOR	ON SHELF	TOSHIBA	
[DVR]	1	SECURITY DVR	ON SHELF	-	
[M]	1	PE-V59104 SWITCHER (COLOR) DUPLEX MULTIPLEXED	ON SHELF	PELEGAN	
[R]	8	END OF LINE RESISTOR	IN BOX OR AT DEVICE - SEE POINT ASSIGNMENT	N/A	
	54	TOTAL NUMBER OF DEVICES INSTALLED			

SYMBOL	QTY	MANUFACTURER	MODEL NUMBER	REMARKS
[C]	16	JVC	TK-C400U	COLOR CAMERA
[H]	5	COMPUTER	TG0412FGS-3	LENS
[H]	11	COMPUTER	TG223514FGS-2	LENS
[M]	16	SMC	B1055	MOUNT
[M]	16	REVERSE	RT2440SL	24VAC40NA FS

FIRE ALARM SYSTEM POINT LIST				SECURITY ALARM SYSTEM POINT LIST			
POINT	ZONE DESCRIPTION	FAC/F	NOTIFICATION CIRCUITS	POINT	ZONE DESCRIPTION	POINT	ZONE DESCRIPTION
PT-2	SMOKE DETECTOR	NAC-1	HORN & STROBE SUPERVISION	PT-14	HOLD UP	PT-14	FRONT DOOR
PT-3	SMOKE DETECTOR	NAC-2	HORN & STROBE SUPERVISION	PT-7	FAC/F CONNECTION	PT-15	FRONT STORE FIR
PT-4	HEAT DETECTORS	NAC-3	HORN & STROBE SUPERVISION	PT-8	TAMPER KNOX BOX	PT-16	FRONT STORE FIR
PT-5	FRONT STORE FULL STATION	NAC-4	HORN & STROBE SUPERVISION	PT-12	GLASS BREAK	PT-17	REAR STORE FIR
PT-6	REAR STORE FULL STATION			PT-13	REAR DOOR	PT-18	ROOM FIR
PT-9	A/C DUCT SMOKE DETECTOR #1						
PT-10	A/C DUCT SMOKE DETECTOR #2						
PT-11	A/C DUCT SMOKE DETECTOR #3						

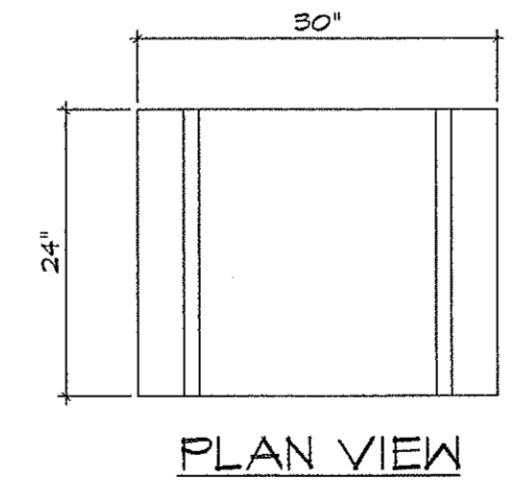
NOTE: THIS IS AN INSTALLATION DIAGRAM AND IT IS EXPECTED THAT THE SYSTEM WILL BE INSTALLED IN ACCORD WITH THIS DIAGRAM.



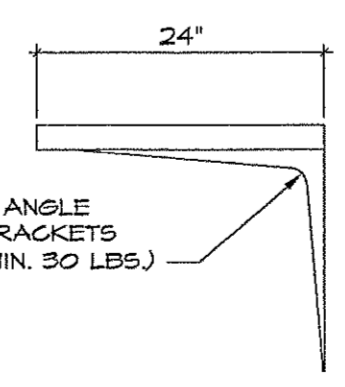
2 FIRE ALARM AND SECURITY RISER
SCALE: NONE

FIRE ALARM NOTES:

- CONTRACTOR IS RESPONSIBLE FOR PHONE LINE HOOK UP TO R-131 JACK TO ALARM SYSTEM, AND PHONE LINES FROM PHONE BOARD TO ALARM BOARD. THE C.A.T.V. SYSTEM TO BE FULLY OPERATIONAL, 2-CONDUCTOR FROM ALARM OCTO RELAY TO VCR FOR REAL TIME ACTIVATION.
- CONTRACTOR IS RESPONSIBLE TO PROVIDE A LOG BOOK AND DRAWINGS, WHICH SHALL BE ATTACHED TO SECURITY ALARM PANEL.
- CONTRACTOR WILL SUPPLY ALL REQUIRED EQUIPMENT, TESTING AND MATERIAL TO SUPPLY ABC W/ A FULLY OPERATIONAL SECURITY ALARM SYSTEM.
- NO WIRES TO BE EXPOSED.
- ABC - ID #491061-001 IS TO MONITOR THIS SYSTEM W/ CENTRAL STATION CONTACT # (407) 851-0000 (EXT. 2443), UL FILE # 52624-1 FIRE ALARM.
- CONTRACTOR TO PROVIDE AND APPLY ALL NECESSARY CERTIFICATION LABELS ON THE FIRE ALARM PANEL, AND FILE ALL REQD. PAPER WORK TO REGISTER AND CERTIFY THE PANELS.
- ALL LOW VOLTAGE WIRING TO MEET REQUIREMENTS OF UL LISTING TYPE FPLR WIRING TO BE IN RACEWAY IN INACCESSIBLE LOCATIONS, ALL RACEWAYS TO HAVE APPROVED TRANSITION FITTINGS FROM IN ACCESSIBLE LOCATIONS TO ACCESSIBLE LOCATIONS.
- CONTRACTOR TO LABEL ALL DEVICES.
- ELECTRICAL CONTRACTOR TO PROVIDE 1-1/2" CHASE THROUGH FIREWALL TO TERMINATE ON EACH SIDE OF FIRE WALL (OVER 24" INCHES FROM EACH SIDE OF FIRE WALL) IN A 12"x12"x6" J BOX.
- ALL DEVICE LOCATION ARE APPROX. "VERIFY" OR AS STATED ON PLAN.
- ALL EQUIPMENT IDENTIFIED, COMPATIBLE & LISTED FOR USE & INDICATED ON PLANS INCLUDING UNIQUE IDENTIFICATION NUMBER.
- SYSTEM INSTALLATION SHALL BE CABLED W/ MIN. 18 GA. WIRE SIZE. OPEN WIRE INSTALLATION, CONDUIT SLEEVES USED FOR PROTECTION.
- ALL CONDUIT SHALL BE MIN. 1/2", MAX. 40% FILLED, TYP.
- ALL INITIATING, NOTIFICATION, SINGLE LINE CIRCUITS ARE CLASS B CIRCUITS.
- ALARM CONTRACTOR WILL CONNECT TO SECURITY ALARM SYSTEM.



PLAN VIEW



SIDE VIEW

NOTE: 4'-0" MIN. HEIGHT TO BE MOUNTED TO WALL STUD

3 SECURITY SHELF
SCALE: 3/4" = 1'-0"

REVISIONS BY

ARTERBURY ARCHITECTS, INC.
A A 2 6 0 0 0 7 1 8
1008 MAITLAND CENTER COMMONS BLVD
(SUITE 216) MAITLAND, FL. 32751
TEL: (407) 774-2233
FAX: (407) 774-7377

Handwritten signatures and dates

ABC LIQUORS, INC.
8989 S. ORANGE AVE. - ORLANDO, FLA. 32809
ABC STORE NO. 43
VERO BEACH CENTURY TOWN CENTER

DRAWN:	M. MAISCO
CHECKED:	S. RIVERA
DATE:	5-15-09
SCALE:	AS NOTED
JOB No.:	43
SHEET:	

F-2

SECURITY PLAN