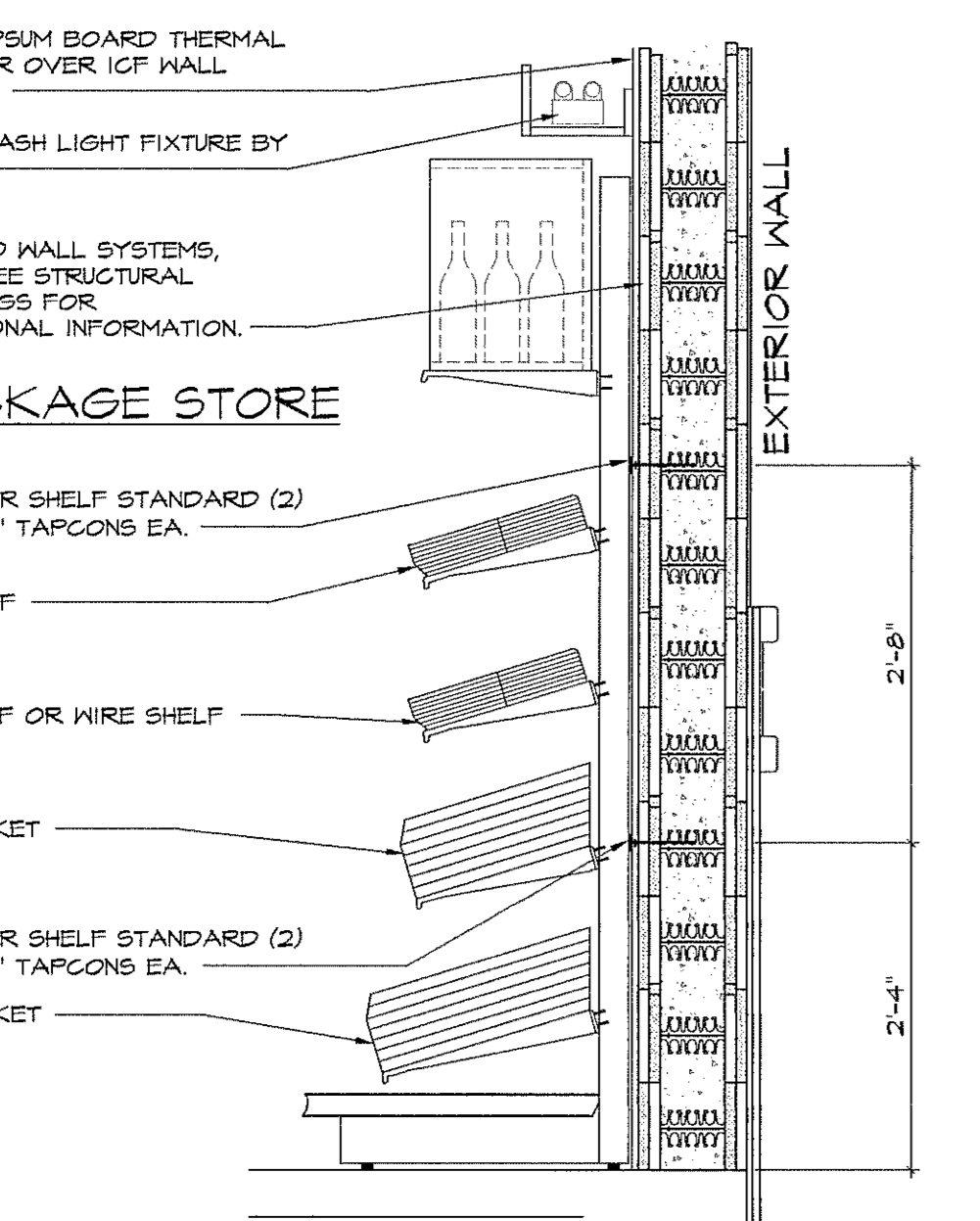
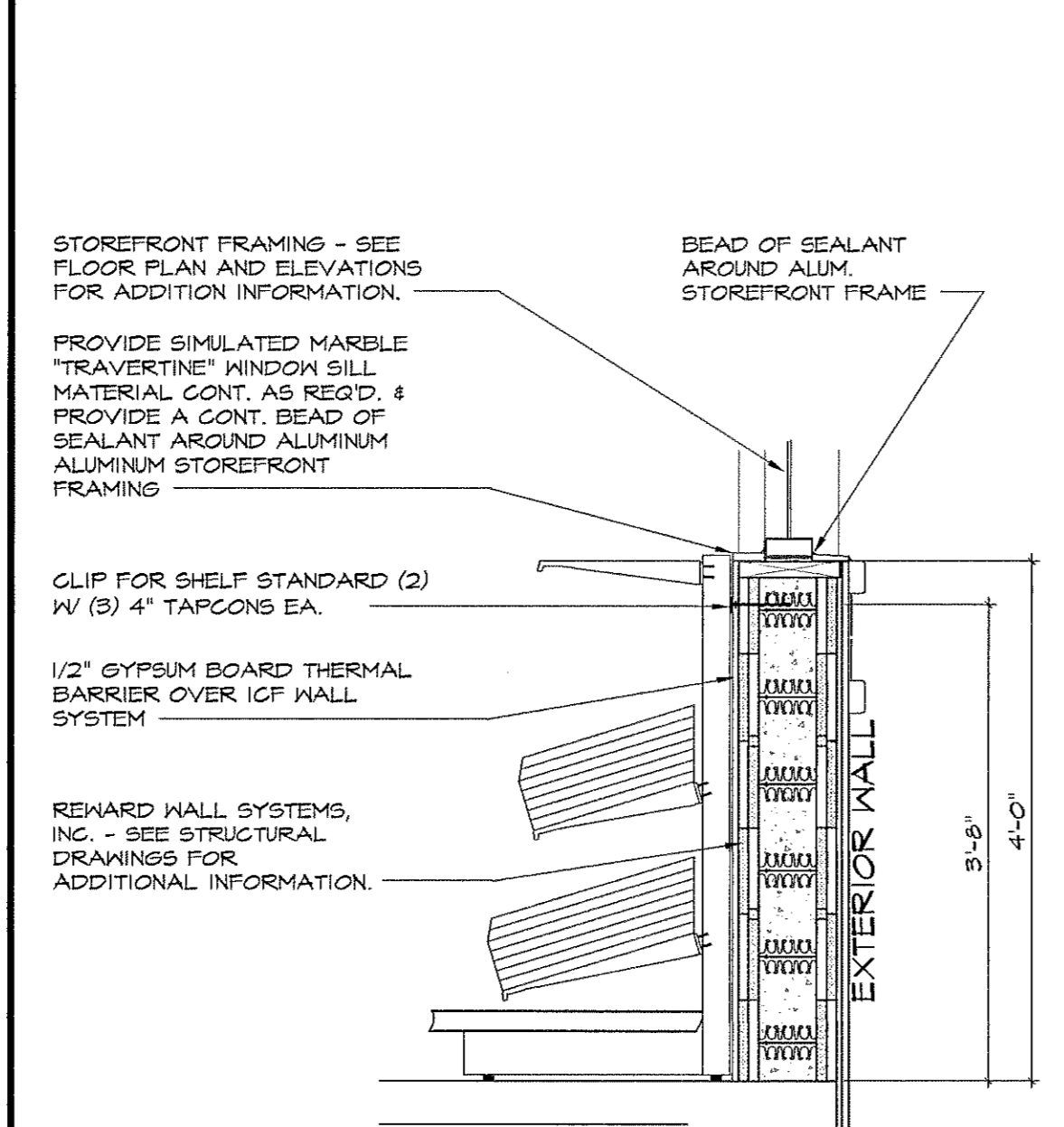


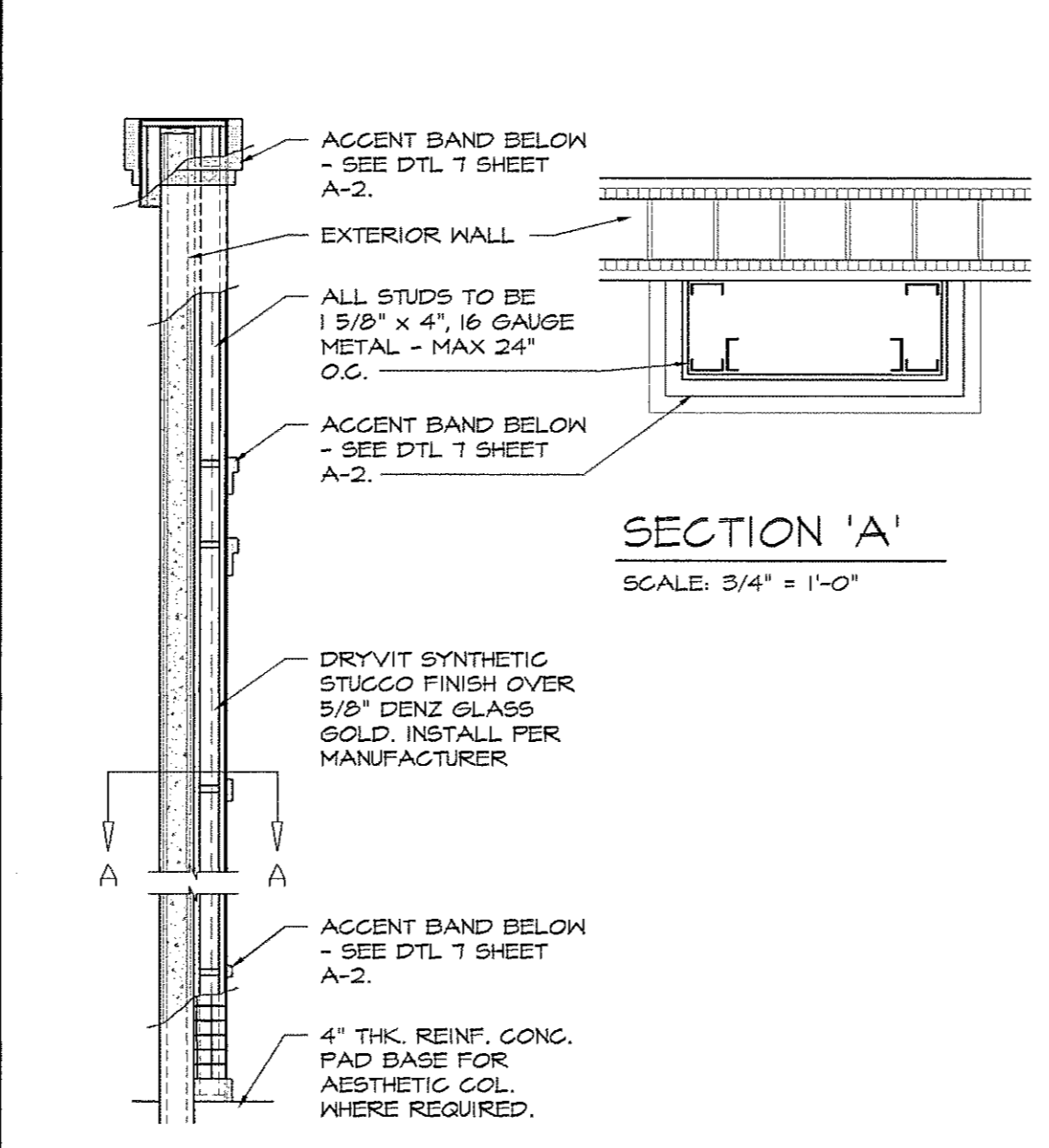
FLOOR PLAN
SCALE: 1/8" = 1'-0"



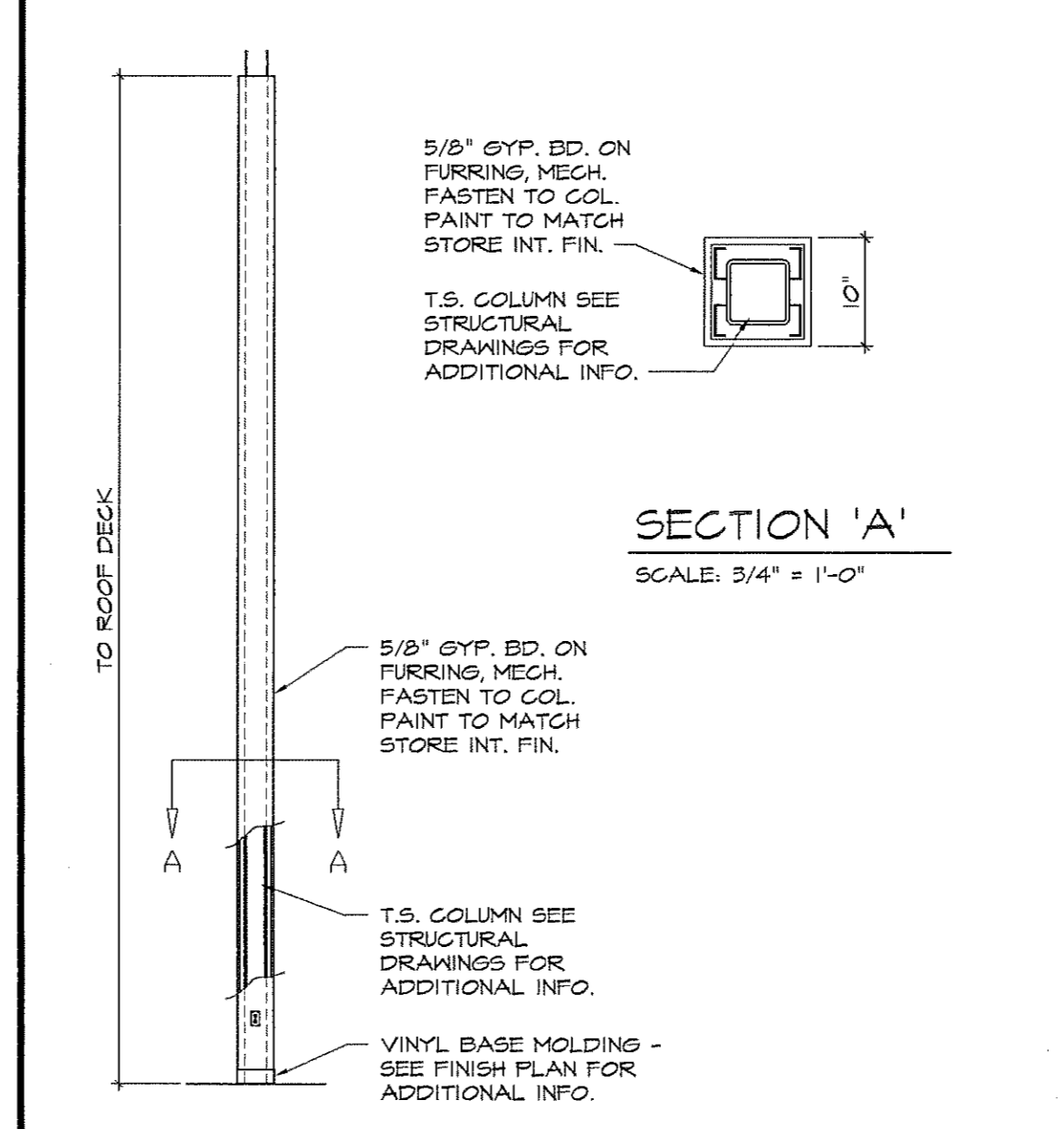
EXTERIOR WALL / SHELF DETAIL
SCALE: 3/4" = 1'-0"



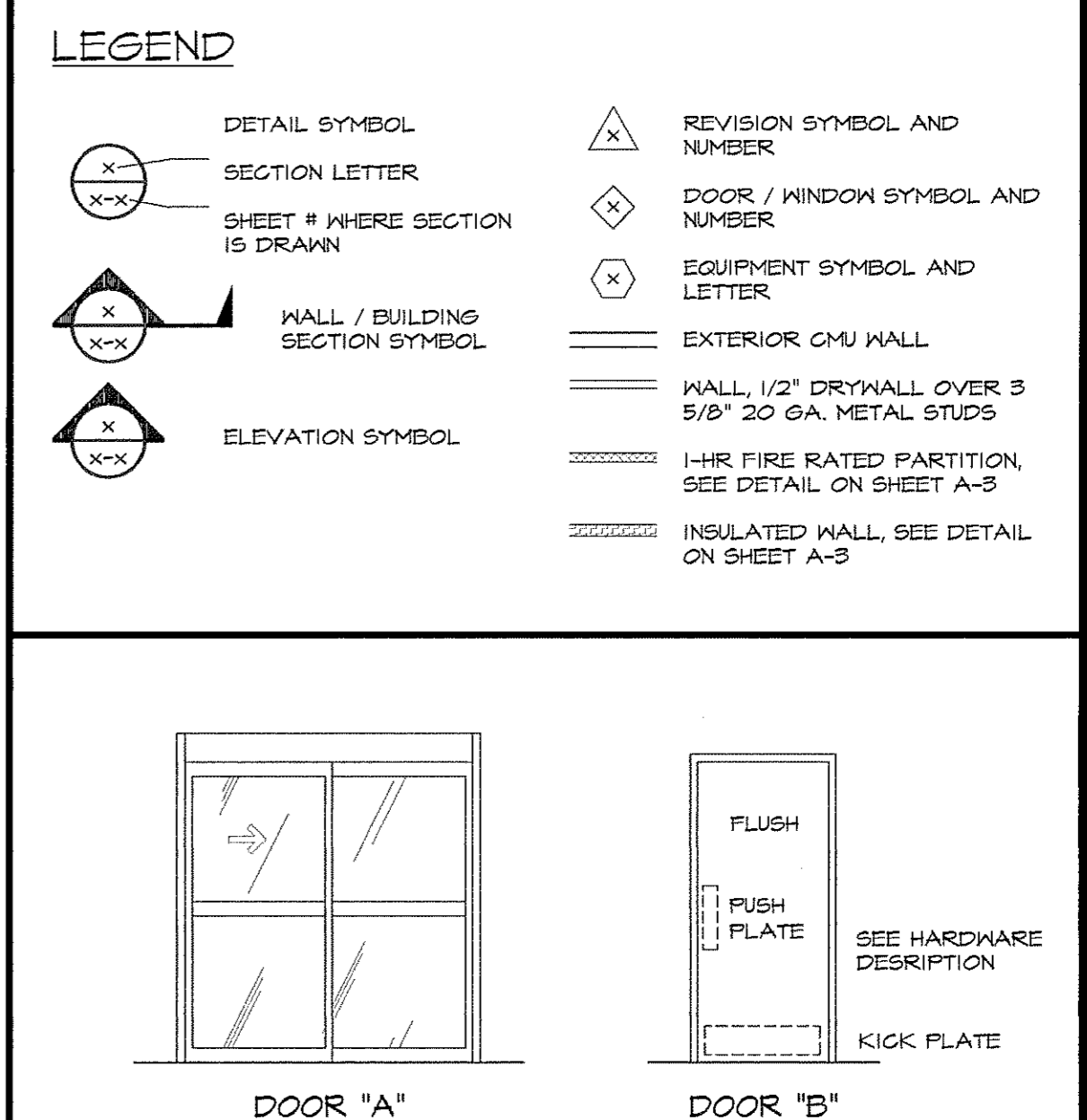
STOREFRONT WALL / SHELF DETAIL
SCALE: 3/4" = 1'-0"



EXTERIOR COLUMN DETAIL
SCALE: 1/4" = 1'-0" 14 LOCATIONS



INTERIOR COLUMN DETAIL
SCALE: 1/4" = 1'-0" 4 LOCATIONS



DOOR ELEVATIONS
SCALE: 1/4" = 1'-0"

DOOR SCHEDULE

NOTE: ALL DOORS TO BE EQUIPPED W/ APPROVED ADA OPERABLE HANDLES.

MARK	QTY	SIZE	MATERIAL	DOOR ELEVATION	FRAME	FINISH	REMARKS	ITEM
1	2	7'-0" X 7'-8" X 6"	ALUMINUM / GLASS	A	4" ALUMINUM	BRONZE ANODIZED	NABCO GT-1175 SINGLE SLIDE W/ EMERGENCY BREAKOUT	
2	1	4'-0" X 6'-8" X 1 3/4"	18 GA. STEEL	B	16 GA. STEEL	PAINTED	EMERGENCY EXIT (STORAGE ROOM) TO HAVE INSULATED CORE	
3	1	3'-0" X 6'-8" X 1 3/4"	18 GA. STEEL	B	16 GA. STEEL	PAINTED	EMERGENCY EXIT TO HAVE INSULATED CORE	
4	1	3'-0" X 6'-8" X 1 3/4"	18 GA. STEEL	B	16 GA. STEEL	PAINTED	ELECTRICAL ROOM FIRE RATED C-LABEL (45 MIN.)	
5	2	3'-0" X 6'-8" X 1 3/4"	18 GA. STEEL	B	16 GA. STEEL	PAINTED	MEN & LADIES RESTROOMS PRIVACY LOCK / ADA APPROVED	
6	1	3'-0" X 6'-8" X 4"	FRAMELESS GLASS	SEE HUMIDOR ELEVATION	NO	N/A	CIGAR HUMIDOR	
7	1	4'-0" X 6'-8" X 1 3/4"	18 GA. STEEL	B	16 GA. STEEL	PAINTED	STORAGE ROOM	
8	1	3'-0" X 6'-8" X 1 3/4"	18 GA. STEEL	B	16 GA. STEEL	PAINTED	STORAGE ROOM	

DOOR HARDWARE SCHEDULE

MARK	QTY	HINGES	CLOSER	THRESHOLD	KICK PLATE	PUSH PLATE	PANIC BAR	STOP	SILENCER	LOCK	BOTTOM	ITEM
1	2	BY MANUF.	AUTO	ADA APPROVED	NO	NO	BY MANUF.	NO	BY MANUF.	BY MANUF.	BY MANUF.	
2	1	4 1/2 x 4 1/2 MORTISE N.R.P.	LCN1461	ADA APPROVED	12" x 34" ROCKWD. STAINLESS STL.	NO	ARM-A-DOR #A101-002 HARDWARE KIT A10T-002 1 1/8" MORTISE CYLINDER	YES	WEATHER STRIP	PDG INDUSTRIES INT. ONLY DOOR BOLT KV SERIES, 32D FIN.	BOTTOM DOOR SWEEP	
3	1	4 1/2 x 4 1/2 MORTISE N.R.P.	LCN1461	ADA APPROVED	12" x 34" ROCKWD. STAINLESS STL.	NO	ARM-A-DOR #A101-002 HARDWARE KIT A10T-002 1 1/8" MORTISE CYLINDER	YES	WEATHER STRIP	PDG INDUSTRIES INT. ONLY DOOR BOLT KV SERIES, 32D FIN.	BOTTOM DOOR SWEEP	
4	1	4 1/2 x 4 1/2 MORTISE FIRE RATED BL-BRG.	LCN1461	ADA APPROVED	NO	NO	NO	NO	NO	ALBOPD-SAT-626 (SCHLAGE)	NO	
5	2	4 1/2 x 4 1/2 MORTISE HAGER IT24	LCN1461	ADA APPROVED	NO	NO	NO	NO	NO	AL403-SAT-626 (SCHLAGE)	NO	
6	1	SEE HUMIDOR NOTES	RECESSED	ADA APPROVED	NO	NO	NO	NO	NO	SEE HUMIDOR NOTES	NO	
7	1	4 1/2 x 4 1/2 MORTISE HAGER IT24	LCN1461	ADA APPROVED	NO	NO	NO	NO	NO	ALBOPD-SAT-626 (SCHLAGE)	NO	
8	1	4 1/2 x 4 1/2 MORTISE HAGER IT24	LCN1461	ADA APPROVED	NO	NO	NO	NO	NO	ALBOPD-SAT-626 (SCHLAGE)	NO	

WINDOW SCHEDULE

MARK	QTY	MANUF.	MODEL	SIZE	TYPE	FRAME	FINISH	PROTECTION	ELEV	ITEM
1	6	ARCH ALUMINUM & GLASS COMPANY	SERIES 4500 ALUMINUM	8'-0" x 6'-6" W/ RADIUS	1/4" TEMPERED GLASS	4" ALUM.	ANOD. BRONZE	HURRICANE SHUTTERS	SEE SHT. A-2	
2	2	ARCH ALUMINUM & GLASS COMPANY	SERIES 4500 ALUMINUM	4'-1" x 6'-8" W/ RADIUS	1/4" TEMPERED GLASS	4" ALUM.	ANOD. BRONZE	HURRICANE SHUTTERS	SEE SHT. A-2	
3	2	ARCH ALUMINUM & GLASS COMPANY	SERIES 4500 ALUMINUM	7'-0" x 2'-0" W/ RADIUS	1/4" TEMPERED GLASS	4" ALUM.	ANOD. BRONZE	HURRICANE SHUTTERS	SEE SHT. A-2	
4	4	ARCH ALUMINUM & GLASS COMPANY	SERIES 4500 ALUMINUM	8'-0" x 6'-6" W/ RADIUS	1/4" TEMPERED GLASS NON TRANSPARENT	4" ALUM.	ANOD. BRONZE	HURRICANE SHUTTERS	SEE SHT. A-2	

- KEY NOTES**
- TYPE 30" x 36" ROOF SCUTTLE AS MANUFACTURED BY THE BILCO COMPANY OR EQUAL. GALVANIZED STEEL CONST. SEE DETAIL.
 - 12" x 12" STORMPROOF LOUVER ALUMINUM CONSTRUCTION AS MANUFACTURED BY RUSKIN OR EQUAL. SEE EXTERIOR ELEVATIONS FOR ADDITIONAL INFORMATION.
 - 60" Ø CLEAR FLOOR SPACE FOR H/C ACCESS (TYPICAL) REFER TO P-1 & P-2 RESTROOMS DETAILS AND ELEVATIONS FOR ADDITIONAL INFORMATION.
 - 30" x 48" CLEAR FLOOR SPACE FOR H/C ACCESS.
 - 1-HR FIRE WALL UL-465
 - COOLER DOOR BY W.B.C. MANUF.
 - INTERIOR PREP ONLY FOR DOOR BOLT INSTALLED @ 32" TO CENTER

REVISIONS

REVISION	BY
BUILDING DEPT REVISION 1-26-09	MCM

ARTERBURY ARCHITECTS, INC.
AA26000718
1009 MAITLAND CENTER COMMONS BLVD
SUITE 216 MAITLAND, FL. 32751
TEL: (407) 774-2233
FAX: (407) 774-7377

ABC LIQUORS, INC.
8989 S. ORANGE AVE. - ORLANDO, FLA. 32809
ABC STORE NO. 43
VERO BEACH CENTURY TOWN CENTER

DRAWN: M. MAISCO
CHECKED: S. RIVERA
DATE: 5-15-09
SCALE: AS NOTED
JOB No: 43
SHEET

FLOOR PLAN

A=1