

REVISIONS	BY
BUILDING DEPT	S.R.R.
REVISION 1-26-09	

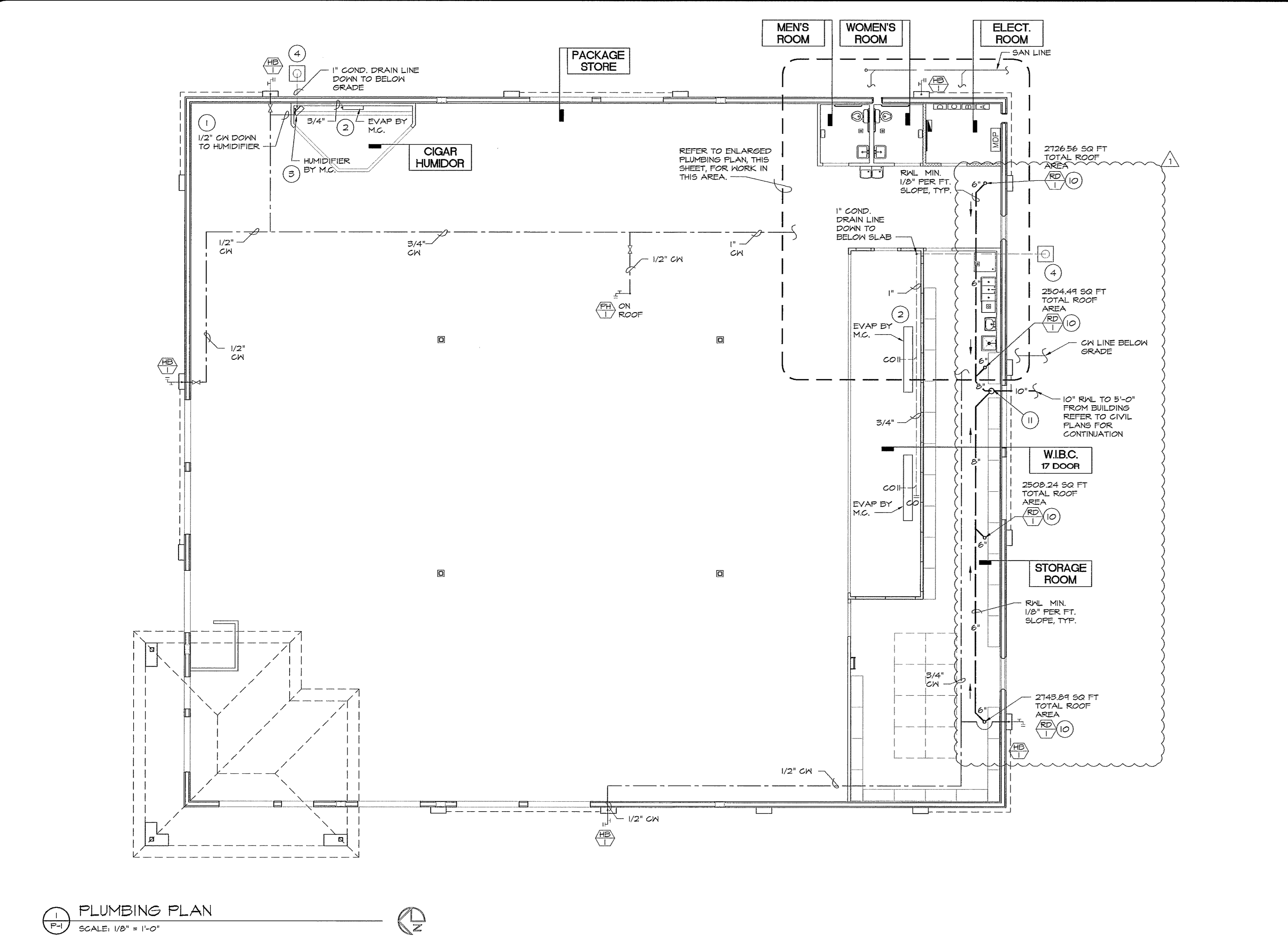
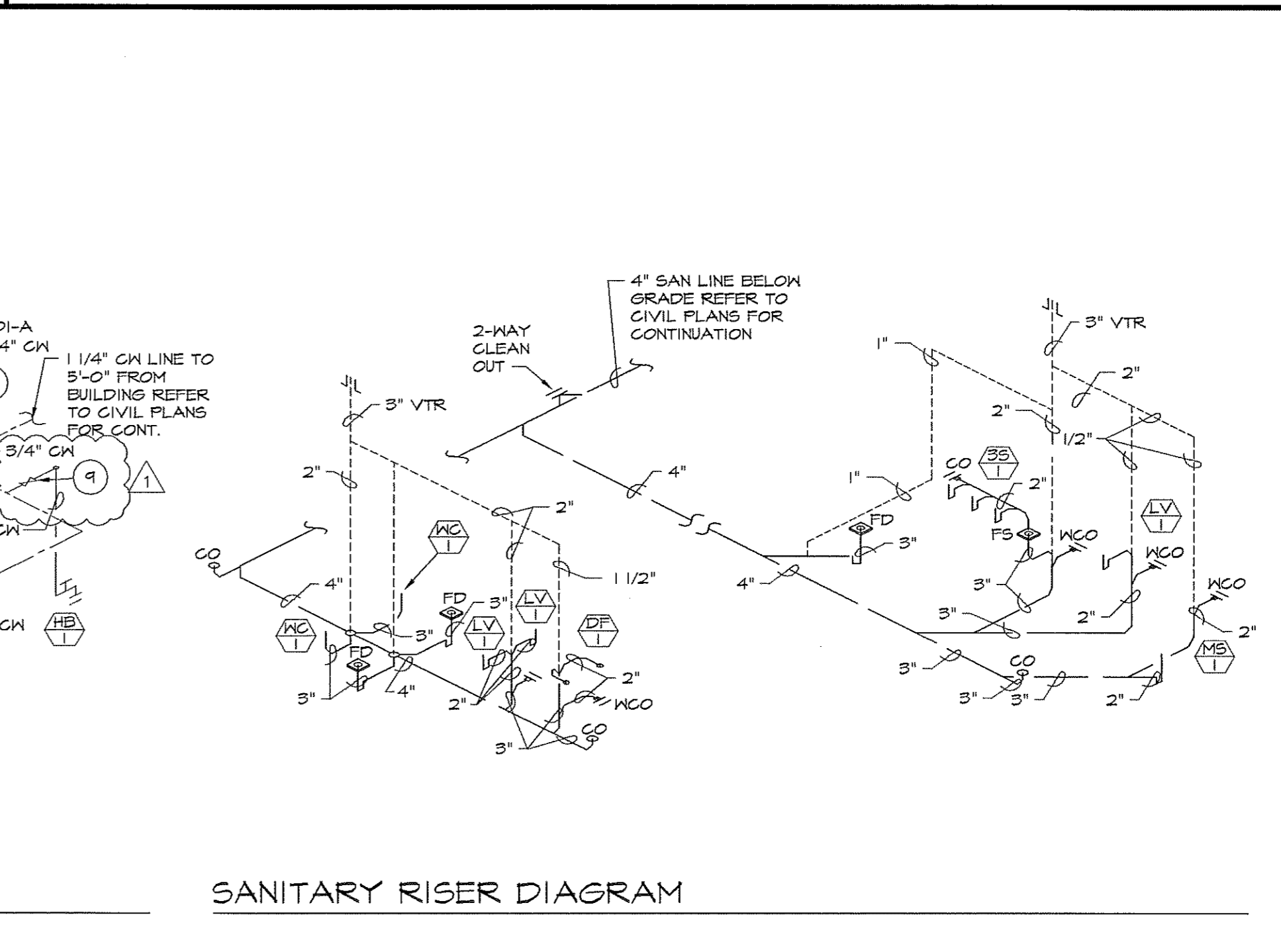
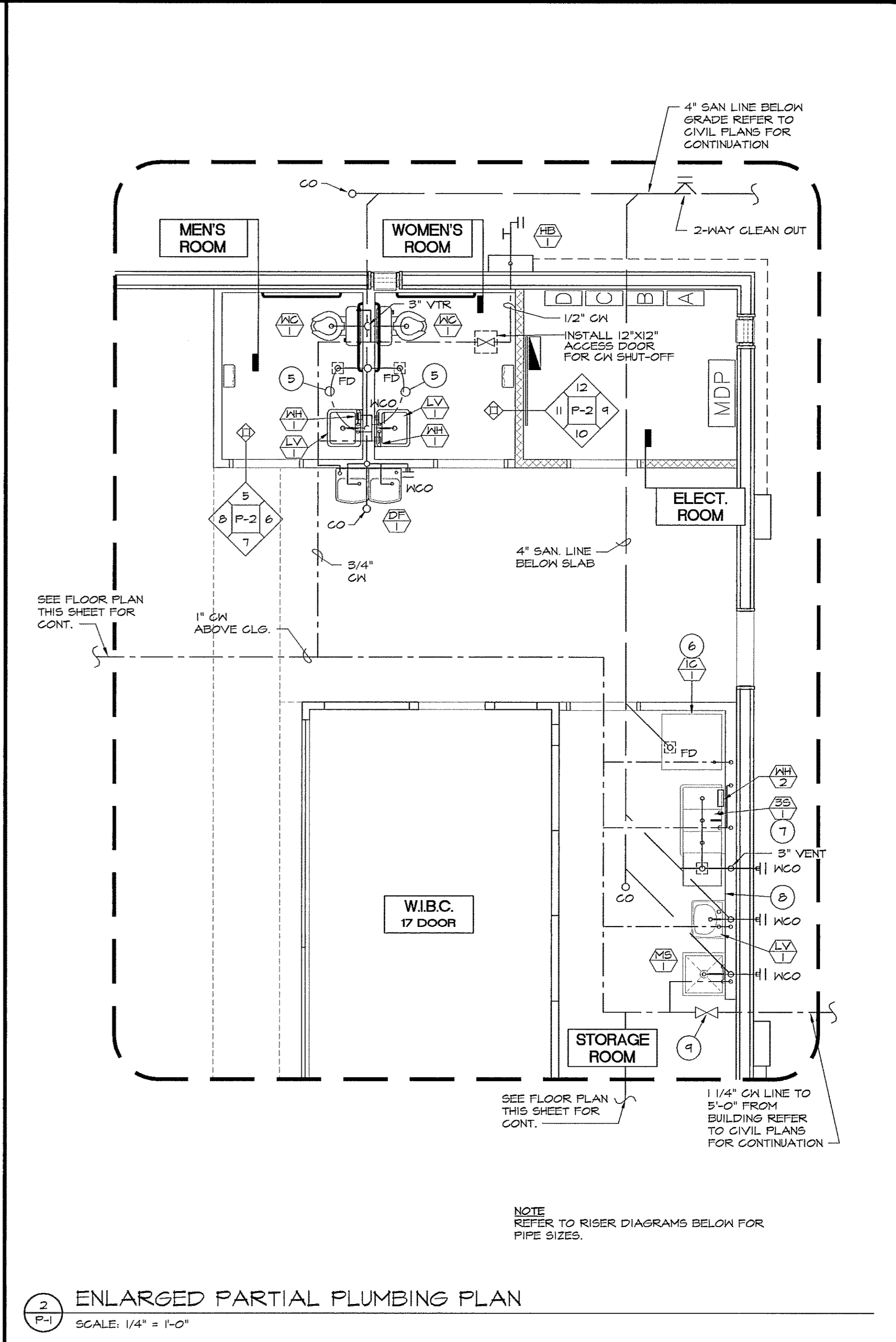
ARTERBURY ARCHITECTS, INC.
 A.A.26000718
 1009 MAITLAND CENTER COMMONS BLVD
 (SUITE 216) MAITLAND, FL 32751
 TEL: (407) 774-2333
 FAX: (407) 774-7377

Handwritten signature and date: 1-28-10

ABC LIQUORS, INC.
 8989 S. ORANGE AVE. - ORLANDO, FLA. 32809
ABC STORE NO. 43
 VERO BEACH CENTURY TOWN CENTER

DRAWN: M. MAISCO
 CHECKED: S. RIVERA
 DATE: 5-15-09
 SCALE: AS NOTED
 JOB No: 43
 SHEET

PLUMBING PLAN



FIXTURE SCHEDULE

- H/C LAVATORY: AMERICAN STANDARD MODEL NO. C356.028 MOUNTED WITH TOP AT 34\"
- H/C WATER CLOSET: KOHLER MODEL K-4286 (BOWL) & K4634 (TANK), 1.6 GAL. FLUSH. PROVIDE WITH BREVIA K-4664 SEAT LESS COVER.
- TOILET ROOM WATER HEATER: INSTANTANEOUS POINT OF USE EEMAX # 5P2412, 120V, 2.4KW
- DRINKING FOUNTAIN: BARRIER-FREE SPLIT-LEVEL WATER COOLER AS MANUF. BY OASIS, MODEL NO. P9AMSL, 1150 / 12
- ICE CUBER: HOSHIZAKI KM-515M4H WITH B-500PF BIN
- 3-COMPARTMENT SINK: AERO MODEL NO. P53 2112 W/ 18\"
- STAINLESS STEEL MOP SINK: AERO MODEL NO. SMP-2424-6 (24\"
- POST HYDRANT - ZURN MODEL # Z-1545 - 3/4\"
- HOSE BIBB - ZURN MODEL # Z-1530 - 3/4\"
- ROOF DRAIN: ZURN MODEL NO. Z-121 12\"
- CONDENSATE PUMP: MFG'S CUS51L 115 VOLT, ALSO AVAILABLE IN HIGH TEMP. TEMP. TANK RATED 190\"

PER FPG 2007 W/2009 SUPPLEMENTS (TABLE 403.1)	WATER CLOSET 1 PER 500	LAVATORY 1 PER 750	DRINKING FOUNTAIN 1 PER 1000
9,289 SQ FT SPA 3 30 SQ FT PER PERSON = 304 PEOPLE	MEN	1	1
	WOMEN	1	1

(1) H/C ACCESSIBLE

- KEY NOTES**
- 1/2\"
 - CONDENSATE LINE WITH CLEAN OUT AT MECHANICAL UNIT SEE PLAN FOR SIZE
 - OVERFLOW LINE SEE PLAN FOR SIZE
 - DRYWELL, REFER TO DETAIL ON SHEET P-2
 - 1/2\"
 - 1/2\"
 - 3/4\"
 - PROVIDE AND INSTALL SOAP DISP / PAPER TOWEL DISP. ON WALL THIS LOCATION - SEE SPECIFICATIONS ON SHEET F-2
 - EMERGENCY SHUT-OFF VALVE
 - 4\"
 - 10\"
- LEGEND**
- | | |
|--|---------------------------|
| --- COLD WATER LINE | — HB HOSE BIBB |
| --- HOT WATER LINE | ■ FD FLOOR DRAIN |
| --- SANITARY SEWER LINE | ○ CO FLOOR CLEAN-OUT |
| --- VENT | — WCO WALL CLEAN-OUT |
| --- RAIN WATER LEADER | — FS FLOOR SINK |
| ⊗ GATE VALVE | ■ FD FLOOR / FUNNEL DRAIN |
| ⊙ PDI WATER HAMMER ARRESTER SIGUX CHIEF OR EQUAL | — 2-WAY CLEAN OUT |

