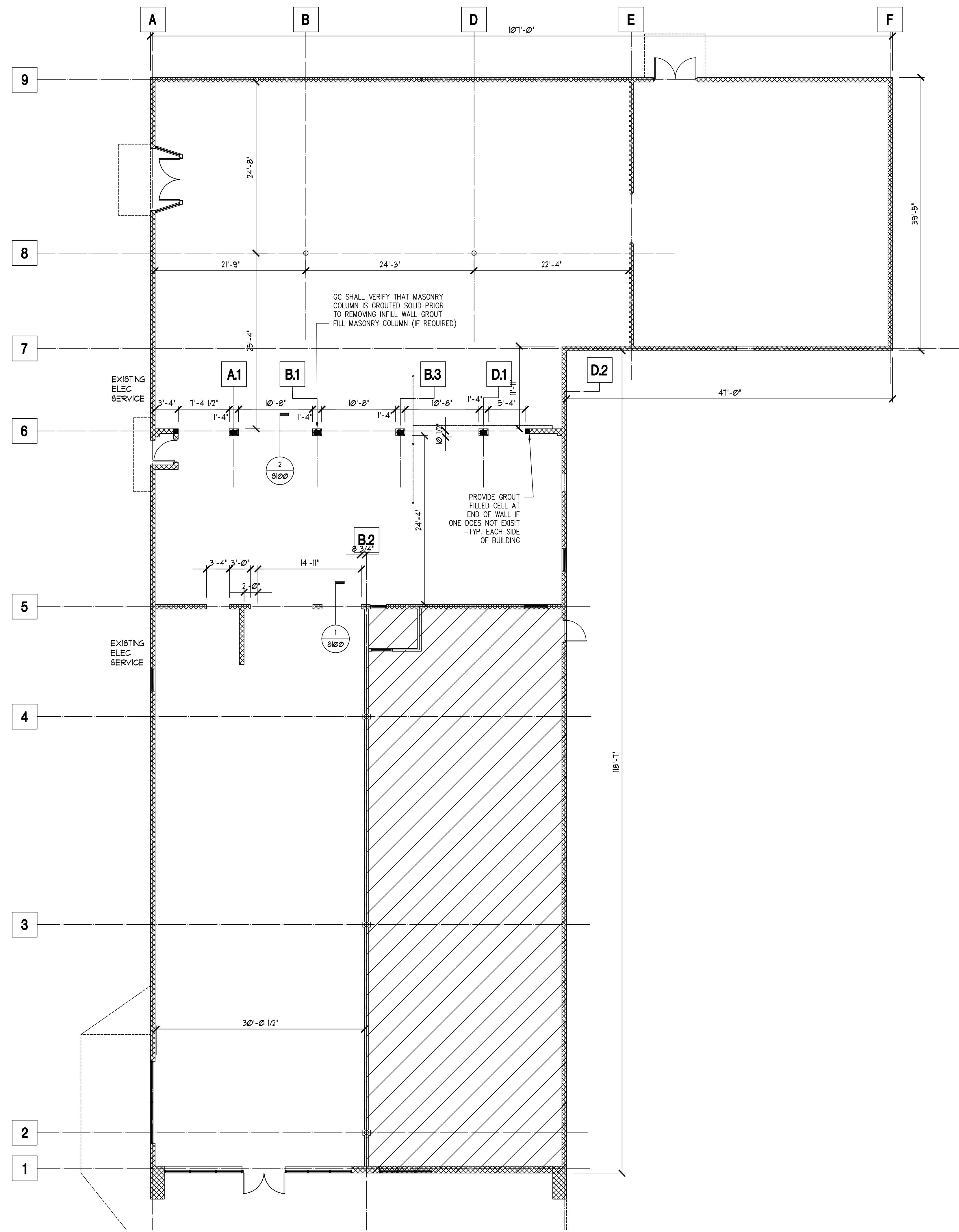
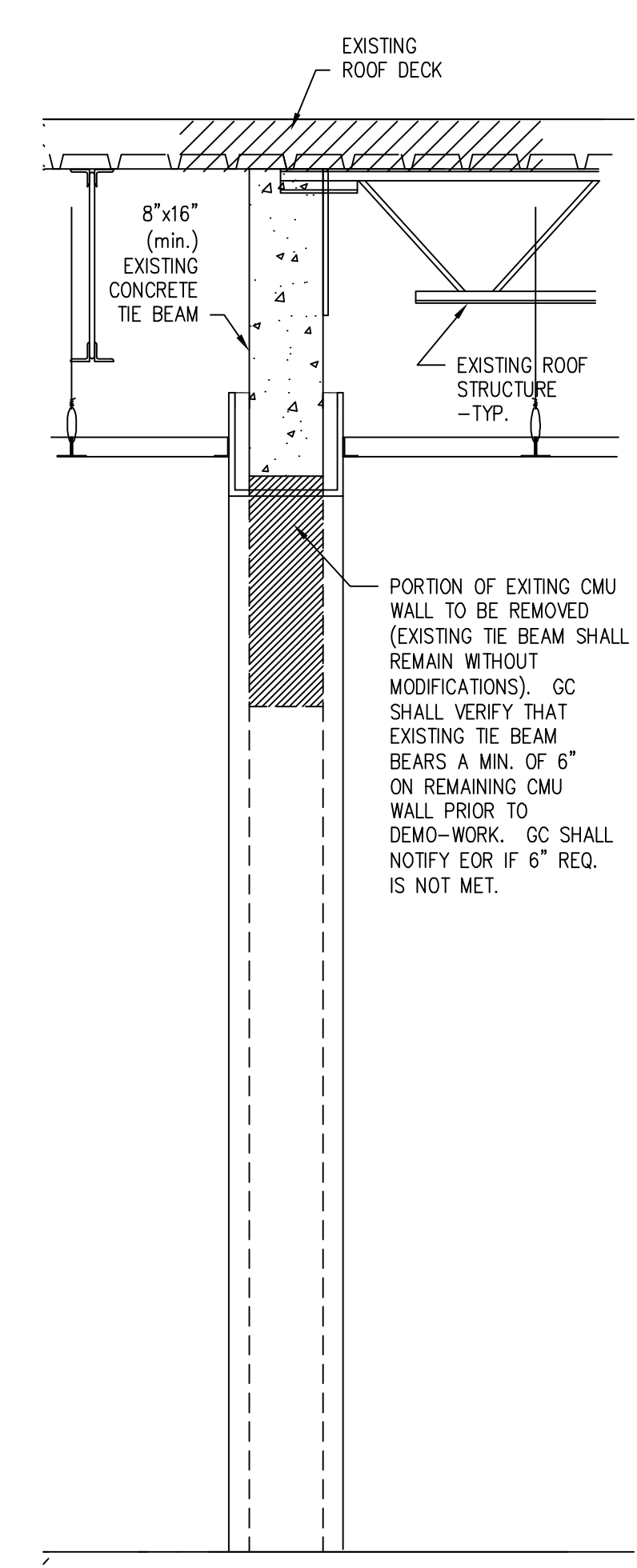


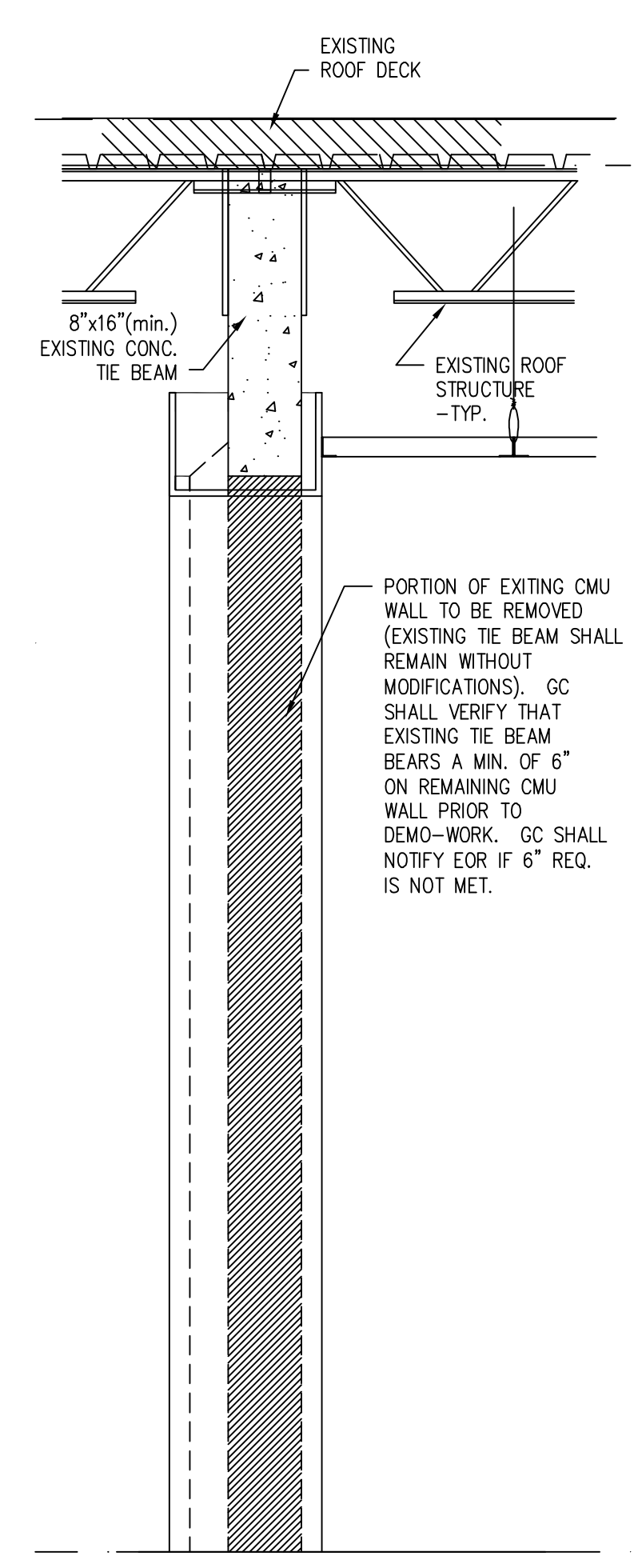
DATE PLOTTED: 03/29/10 09:58 AM



EXISTING STRUCTURAL PLAN



SCALE: 1/4" = 1'-0"
SECTION 1
1/2" x 1'-0" (EXISTING CMU WALL SECTION)



SCALE: 1/4" = 1'-0"
SECTION 2
1/2" x 1'-0" (EXISTING CMU WALL SECTION)

J. HOWARD NUDELL ARCHITECT
 31690 W. Twelve Mile Road
 Farmington Hills, Michigan 48334
 t 248 324 8800 f 248 324 5550
 OFFICES IN
 Dallas, Texas 972 387 5900
 Costa Mesa, California 714 979 8100
 Chicago, Illinois 321 568 1144
 Tempe, Arizona 480 446 3300

RBE CONSULTING SERVICES, LLC
200 W. 15th St., Suite 1000, Kansas City, MO 64105
 816.234.1100
 816.234.1101
 816.234.1102
 816.234.1103
 816.234.1104
 816.234.1105
 816.234.1106
 816.234.1107
 816.234.1108
 816.234.1109
 816.234.1110
 816.234.1111
 816.234.1112
 816.234.1113
 816.234.1114
 816.234.1115
 816.234.1116
 816.234.1117
 816.234.1118
 816.234.1119
 816.234.1120

State of Florida
 Registered Architect

 Joel Howard Nudell
 Reg. No. 7953

project title
Suite - #2517
 Interior Modification
 David's World Cycle
OCCUPANCY:
 "M" Mercantile
 Davids World Cycle
 2517 Edgewater Dr Orlando FL 32804

sheet title
EXISTING STRUCTURAL PLAN & SECTIONS
 DO NOT SCALE DRAWINGS
 USE FIGURED DIMENSIONS ONLY

project number
2010-041

drawn NS
 checked RMB
 approved RMB

issued for date
 OWNER ISSUE 03-11-10
 OWNER ISSUE 03-18-10
 PRICING ISSUE 03-29-10
 PERMIT ISSUE 03-29-10

sheet
S100