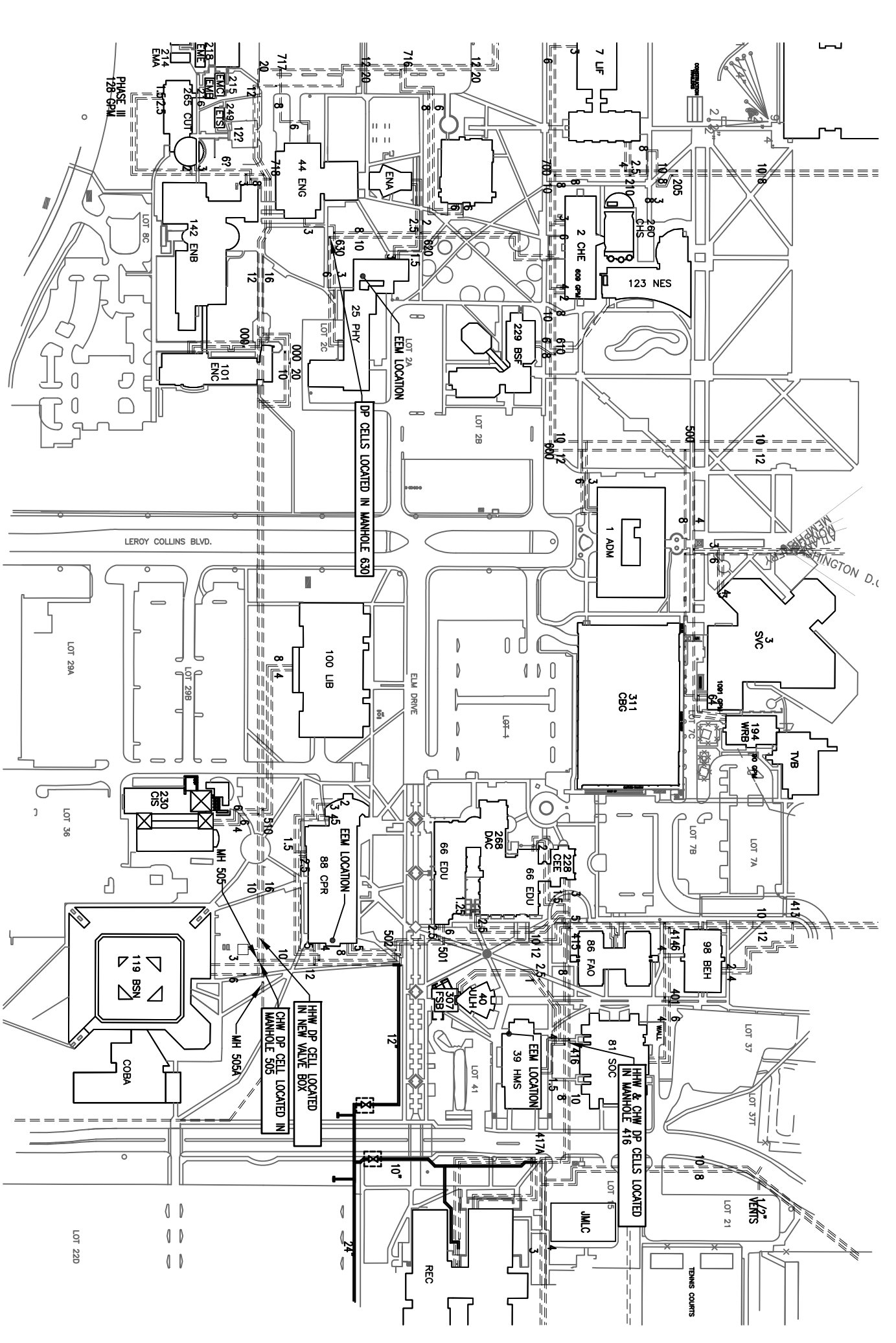
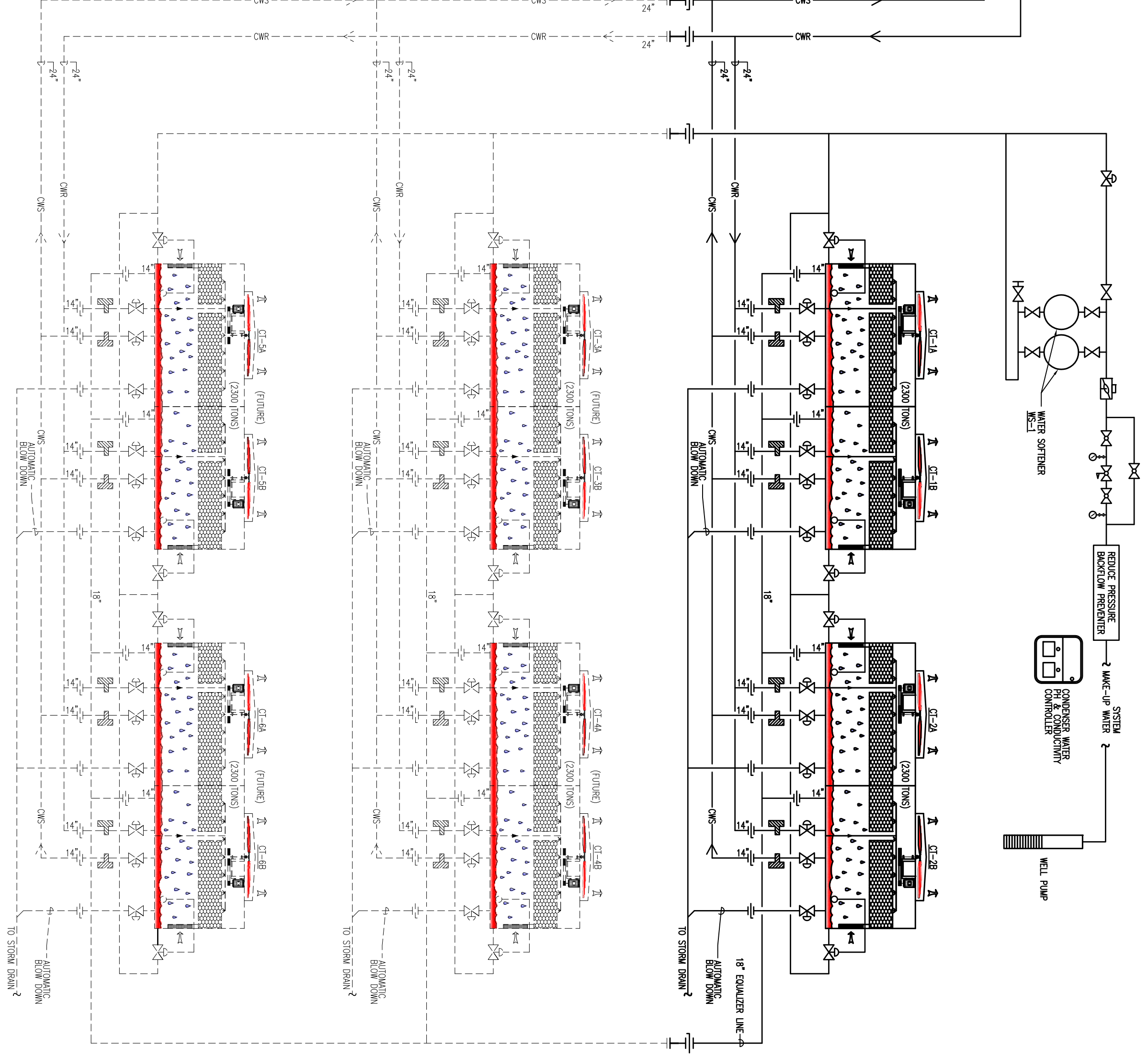


- EXISTING DIFFERENTIAL PRESSURE SENSORS TO BE MONITORED BY SC PLANT
- PHASE 1 BUILDING-14' CHILLED WATER (CELL LOCATED IN MANHOLE 630)
  - PHASE 2 BUILDING-18' CHILLED WATER (CELL LOCATED IN MANHOLE 410)
  - PHASE 3 BUILDING-24' CHILLED WATER (CELL LOCATED IN MANHOLE 500)
  - PHASE 4 BUILDING-14' HEATING HOT WATER (CELL LOCATED IN MANHOLE 630)
  - PHASE 5 BUILDING-18' HEATING HOT WATER (CELL LOCATED IN MANHOLE 410)
  - PHASE 6 BUILDING-24' HEATING HOT WATER (CELL LOCATED IN MANHOLE 500)




**ONE-LINE PIPING COMPONENT DIAGRAM**

NOT TO SCALE

**DP CELL LOCATOR MAP**

NOT TO SCALE



DEAN S. KENVON, P.E.  
FL LIC. NO. 44012

REVISION	COMMENTS

**UNIVERSITY OF SOUTH FLORIDA**  
**SOUTH EAST CHILLER PLANT**  
**BR-590 COMPONENT #6**

12225 USF MAPLE DRIVE  
TAMPA, FLORIDA 33620

DRAWING TITLE :  
**MECHANICAL**  
**ONE-LINE COMPONENT DIAGRAM**

FILE NAME: 081106\_M-16.MWG  
DATE: 03-31-2009  
PLOT SIZE: NOT TO SCALE  
CADD BY: SNM  
DESIGNED BY: TSH  
CHECKED BY: TSH

PROJECT NO.  
081106  
SHEET NO.  
M-16

Drawing Progress: 100% CONSTRUCTION DOCUMENTS